

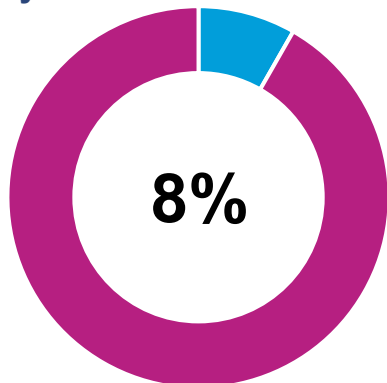


2022 State of Children's Health COUNTIES BY THE NUMBERS

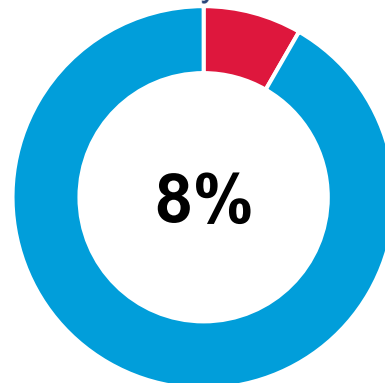
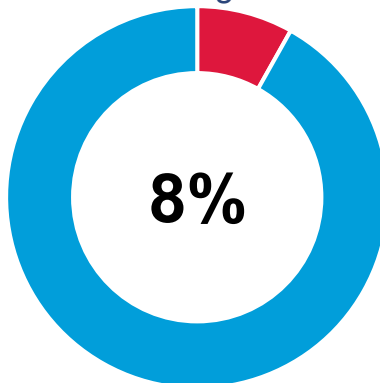
Clinton County Rural

Children (under age 21) living in the county
11,284

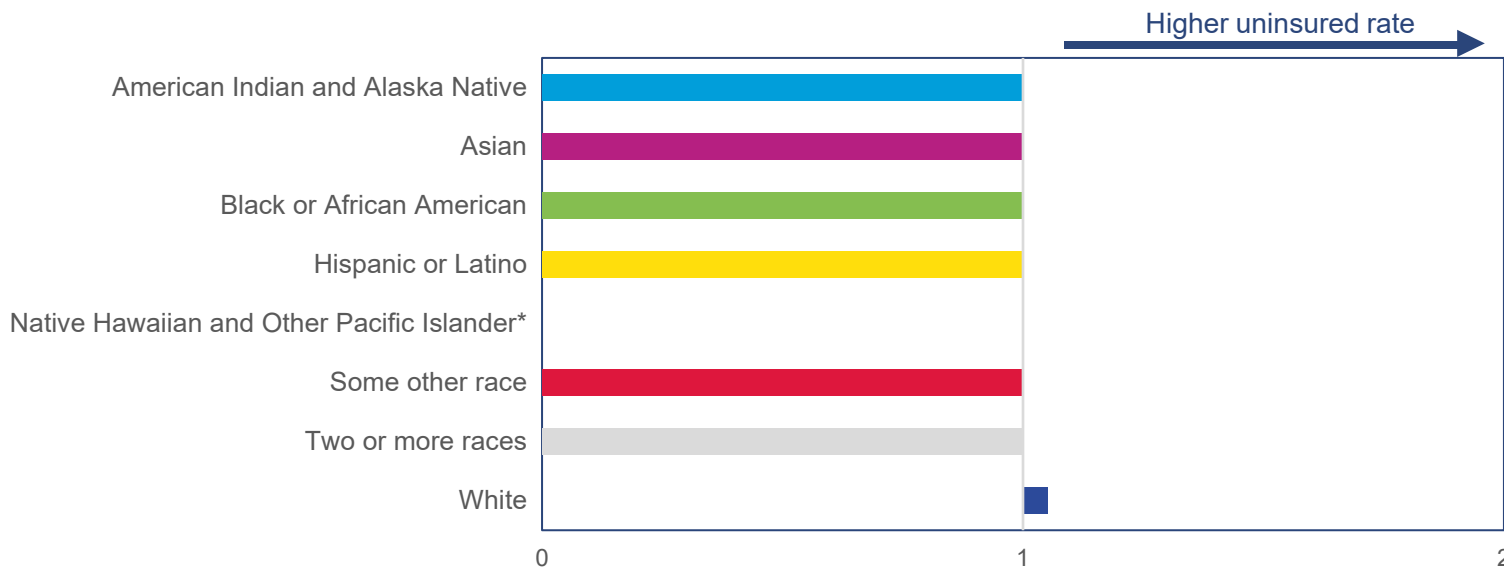
% of all children (under age 19) in the county do not have health insurance



% of children without health insurance by age



Children more likely to be uninsured by race/ethnicity

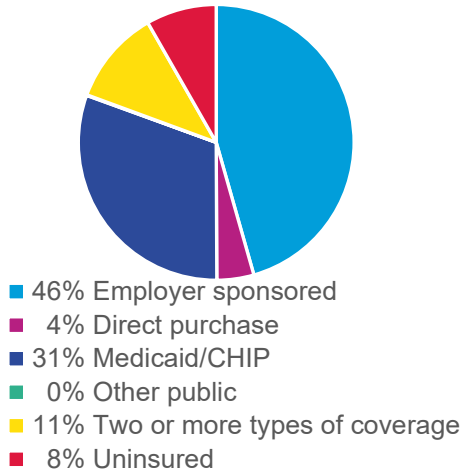


Bars to the right of 1.1 show overrepresentation, meaning the uninsured rates are higher than expected based on the proportion of this race within the county's child population. Bars to the left of 1.0 indicate underrepresentation, meaning the uninsured rates are lower than expected. An index of 1.0 indicates no disproportionality.

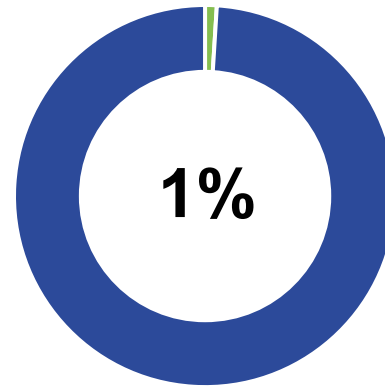
The index is based on American Community Survey 5-year estimates (2016-2020).

* No child population of this race exists in the county.

Sources of coverage

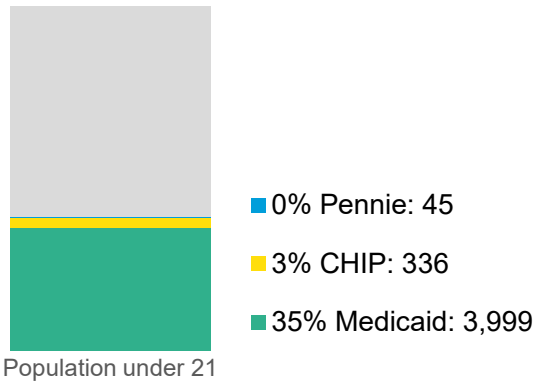


% of county children financially eligible for Medicaid but are uninsured

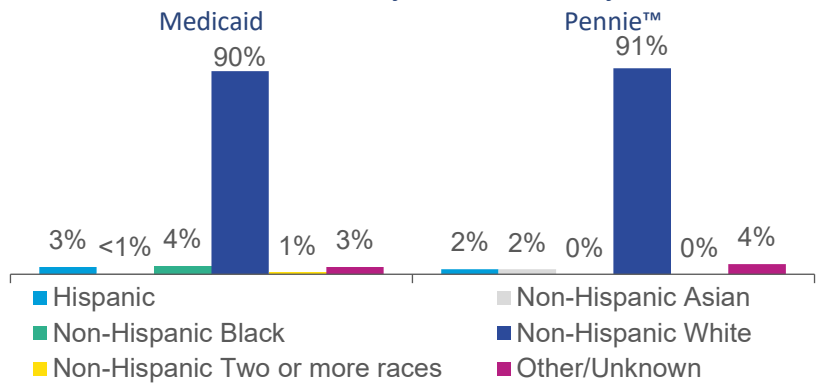


Enrollment in Publicly Funded or Supported Health Insurance (September 2022)

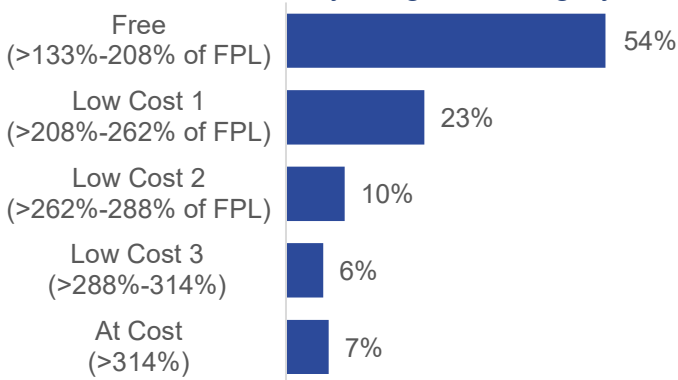
Enrollment by Medicaid/CHIP/Pennie™



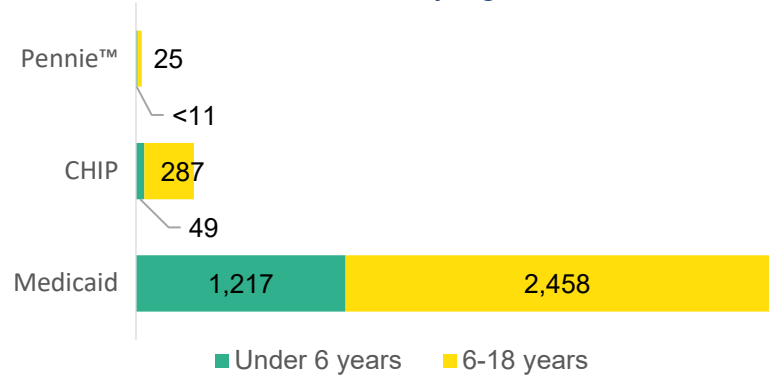
Enrollment by Race/Ethnicity



CHIP Enrollment by Program Category



Enrollment by Age



Health Insurance Plans Available in the County

- Medicaid:** Physical: AmeriHealth Caritas PA, Geisinger, Health Partners, UPMC
Behavioral: Community Care Behavioral Health Organization
- CHIP:** Geisinger, Highmark, UPMC
- Pennie™:** Geisinger, Highmark, UPMC



PENNSYLVANIA
PARTNERSHIPS
FOR CHILDREN
A VOICE FOR KIDS SINCE 1992

200 North Third Street, 13th Floor
Harrisburg, PA 17101-1589

717-236-5680 | www.papartnerships.org

