

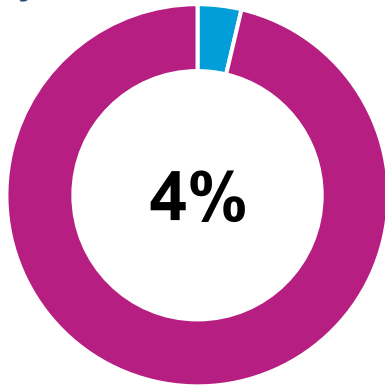


# 2022 State of Children's Health COUNTIES BY THE NUMBERS

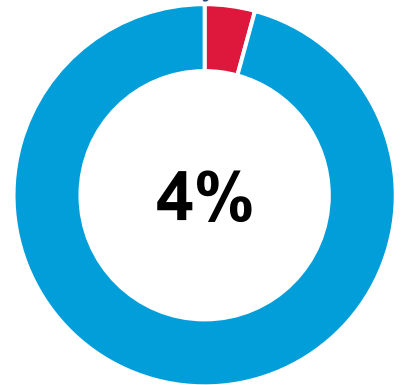
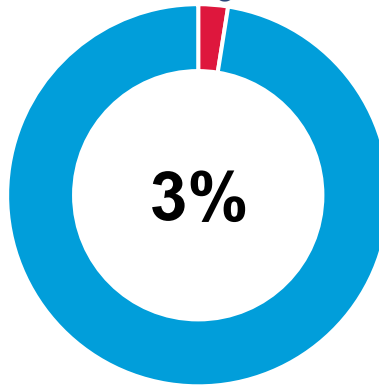
## Philadelphia County Urban

Children (under age 21) living in the county  
**431,611**

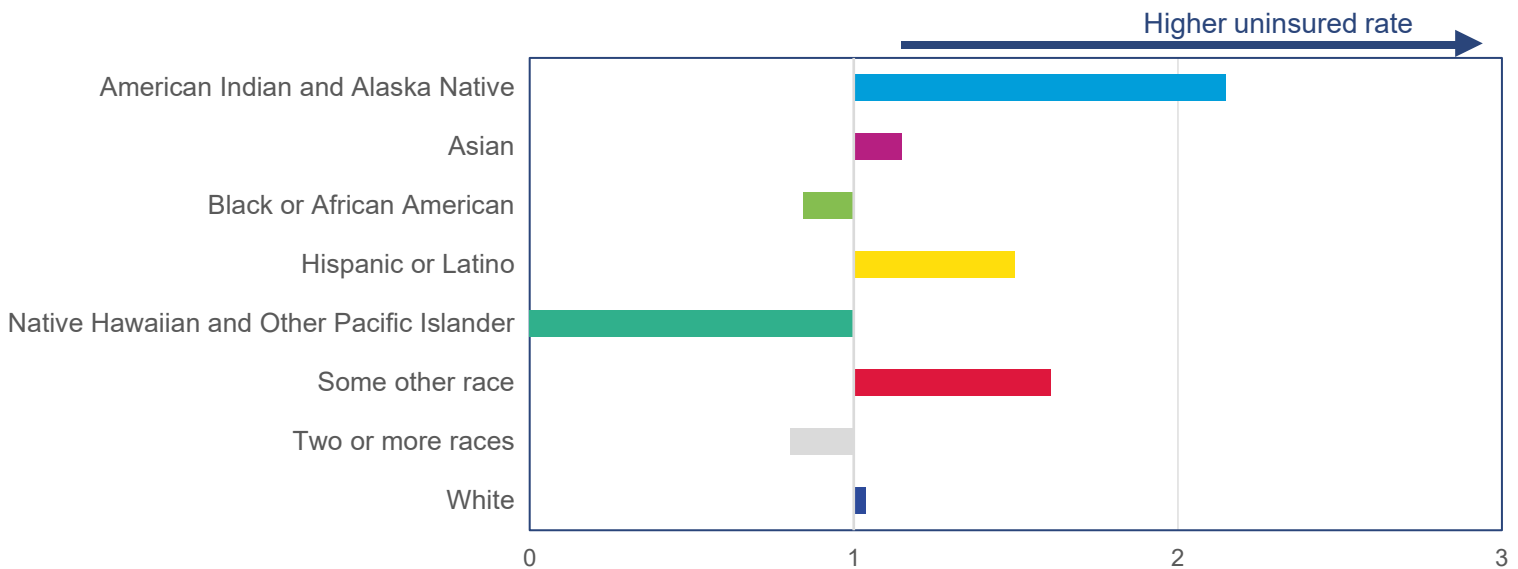
% of all children (under age 19) in the county do not have health insurance



% of children without health insurance by age



### Children more likely to be uninsured by race/ethnicity

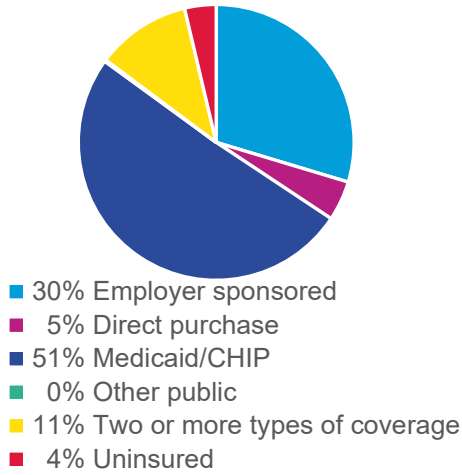


Bars to the right of 1.1 show overrepresentation, meaning the uninsured rates are higher than expected based on the proportion of this race within the county's child population. Bars to the left of 1.0 indicate underrepresentation, meaning the uninsured rates are lower than expected. An index of 1.0 indicates no disproportionality.

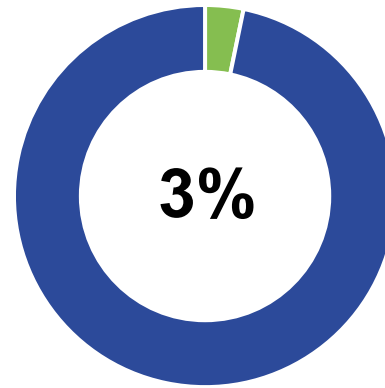
The index is based on American Community Survey 5-year estimates (2016-2020).

\* No child population of this race exists in the county.

### Sources of coverage

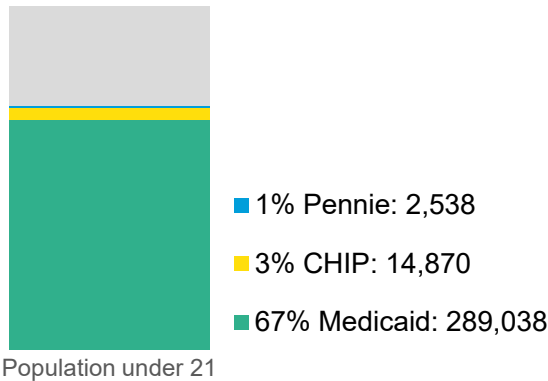


### % of county children financially eligible for Medicaid but are uninsured

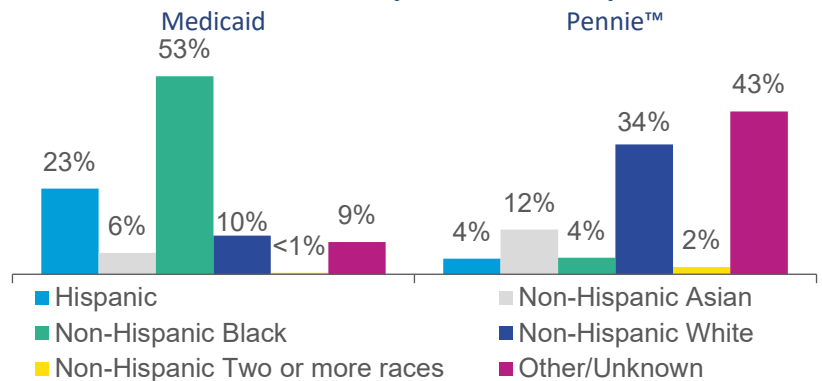


## Enrollment in Publicly Funded or Supported Health Insurance (September 2022)

### Enrollment by Medicaid/CHIP/Pennie™

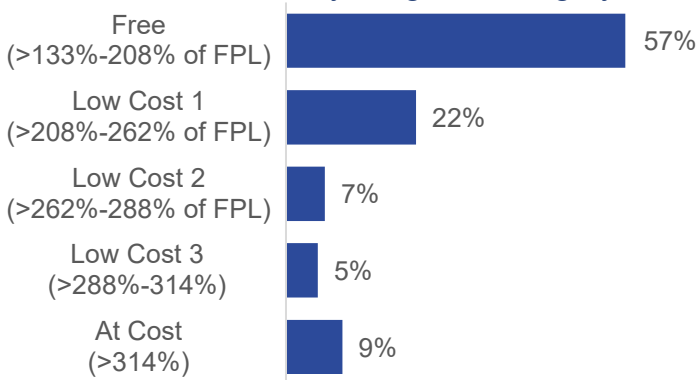


### Enrollment by Race/Ethnicity

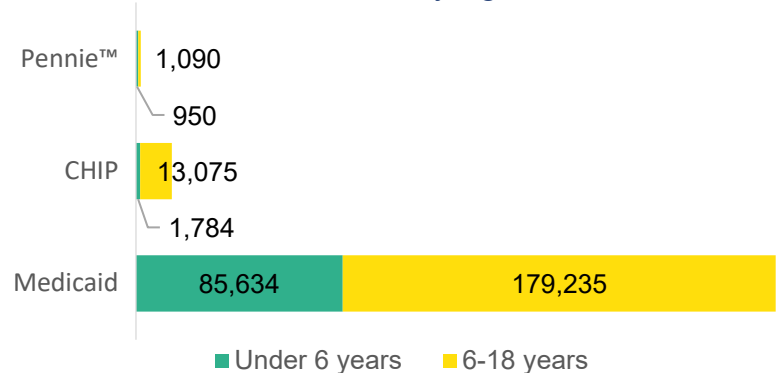


Note: CHIP enrollment by race/ethnicity is not available at the county level.

### CHIP Enrollment by Program Category



### Enrollment by Age



### Health Insurance Plans Available in the County

- Medicaid:** Physical: Geisinger, Health Partners, Keystone First, United, UPMC  
Behavioral: Community Behavioral Health
- CHIP:** Aetna, Geisinger, Keystone, KidzPartners, United
- Pennie™:** Ambetter, Cigna, Independence, Oscar



PENNSYLVANIA  
**PARTNERSHIPS**  
FOR CHILDREN  
A VOICE FOR KIDS SINCE 1992

200 North Third Street, 13th Floor  
Harrisburg, PA 17101-1589

717-236-5680 | [www.papartnerships.org](http://www.papartnerships.org)

