

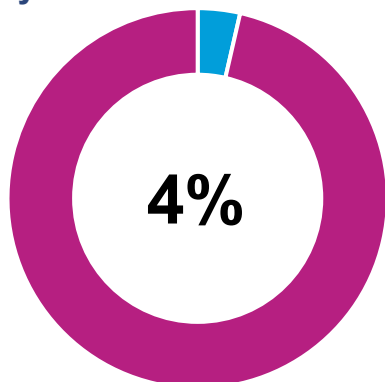


# 2023 State of Children's Health COUNTIES BY THE NUMBERS

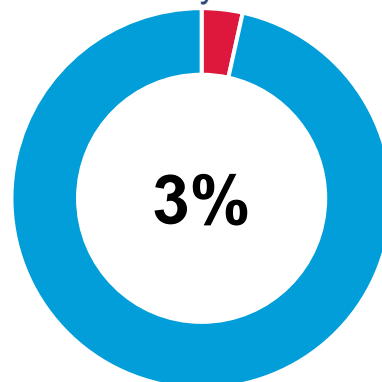
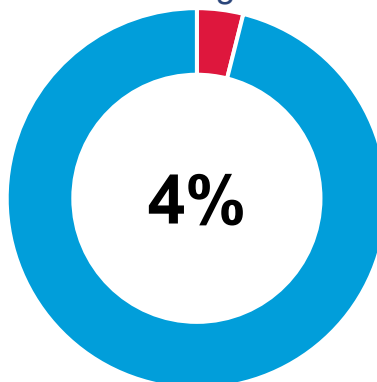
## Delaware County Urban

Children (under age 21) living in the county  
**155,339**

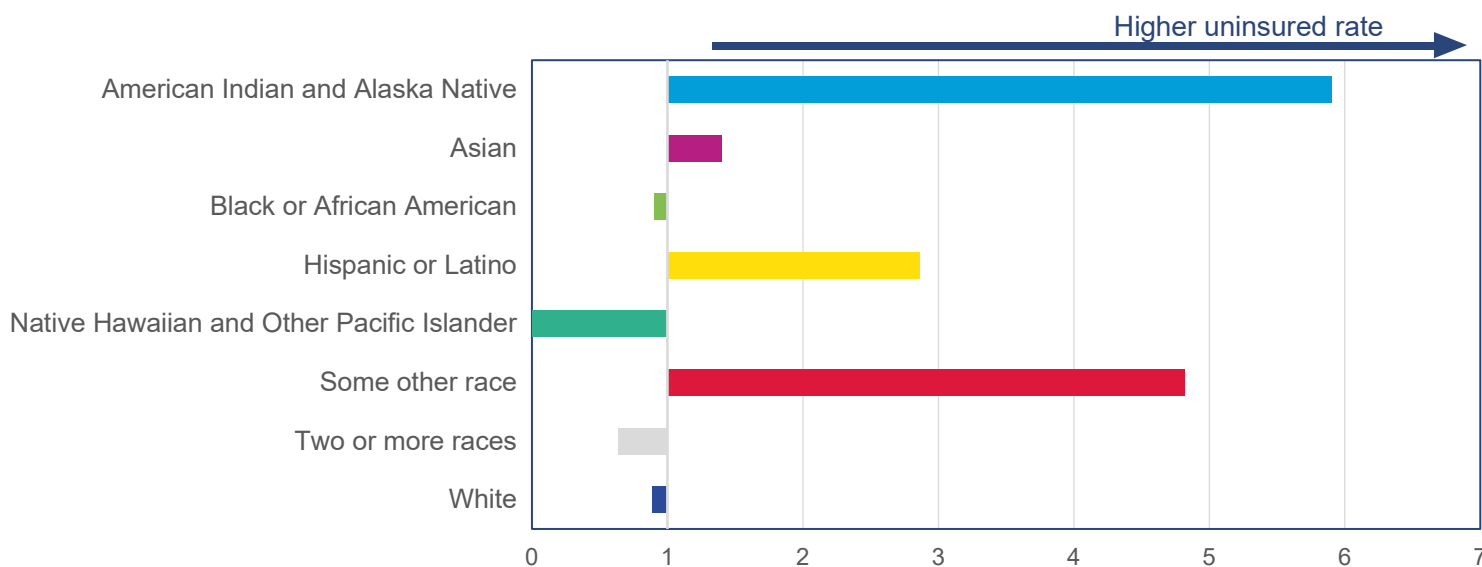
% of all children (under age 19) in the county do not have health insurance



% of children without health insurance by age  
under age 6      6-18 years



### Children more likely to be uninsured by race/ethnicity

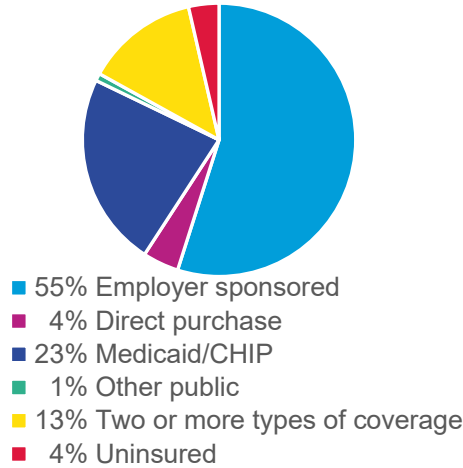


Bars to the right of 1.1 show overrepresentation, meaning the uninsured rates are higher than expected based on the proportion of this race within the county's child population. An index of 1.0 indicates no disproportionality. Bars to the left of 1.0 indicate underrepresentation, meaning the uninsured rates are lower than expected.

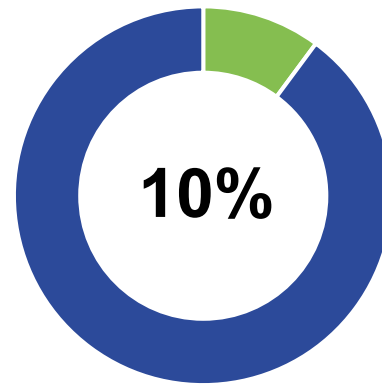
The index is based on American Community Survey 5-year estimates (2017-2021).

\* No child population of this race exists in the county.

### Sources of coverage

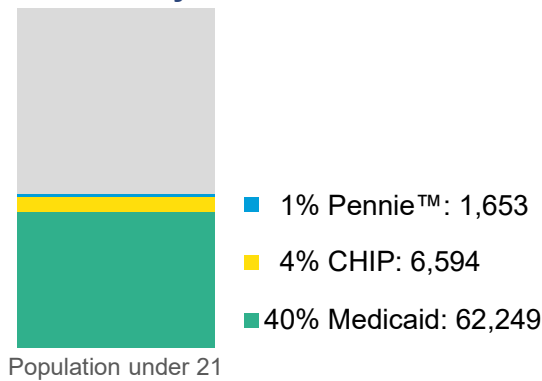


### % of county children financially eligible for Medicaid but are uninsured

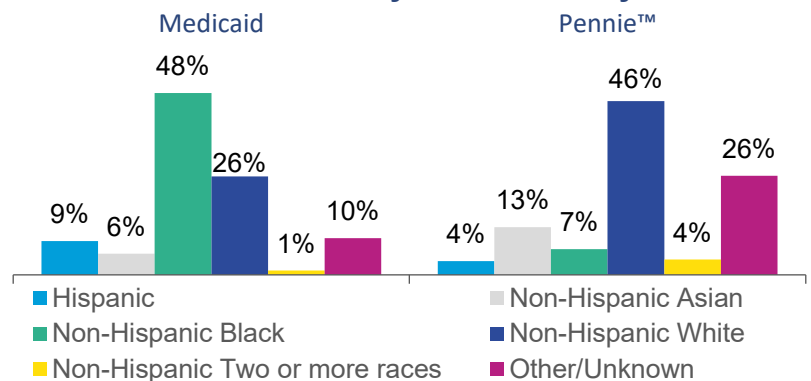


## Enrollment in Publicly Funded or Supported Health Insurance (September 2023)

### Enrollment by Medicaid/CHIP/Pennie™

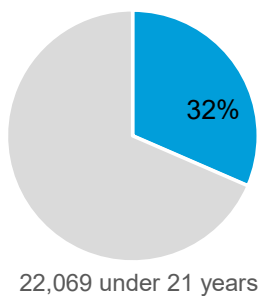


### Enrollment by Race/Ethnicity



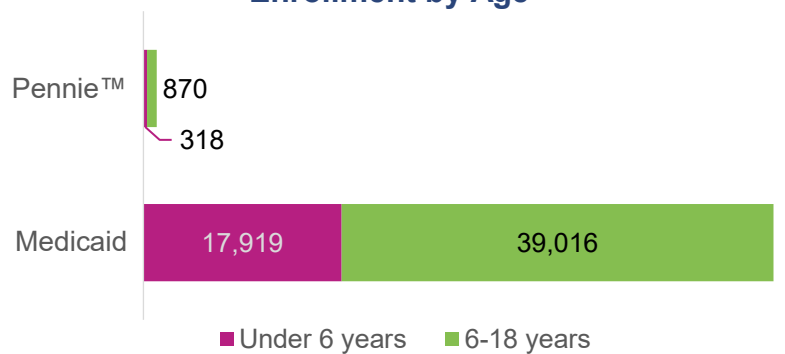
### Medicaid Unwinding Data: Under 21 years

32% of 22,069 renewals have been processed



Of the 32%,  
 4,196 maintained Medicaid coverage  
 811 enrolled in CHIP  
 60 enrolled in Pennie™  
 1,828 coverage is unknown

### Enrollment by Age



### Health Insurance Plans Available in Delaware County

- Medicaid:** Physical: Geisinger, Health Partners, Keystone First, United, UPMC  
Behavioral: Community Care Behavioral Health Organization
- CHIP:** Aetna, Geisinger, Keystone, KidzPartners, UnitedHealthcare, UPMC
- Pennie™:** Ambetter, Cigna, Independence, Oscar