



2023 State of Children's Health COUNTIES BY THE NUMBERS

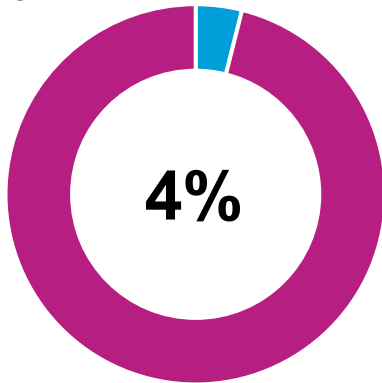
Erie County

Urban

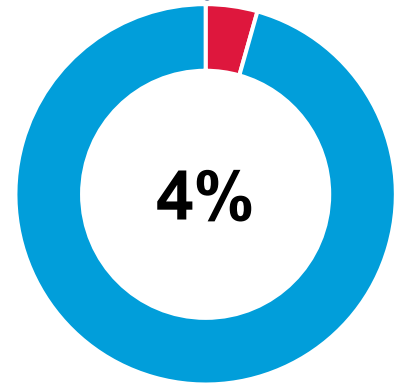
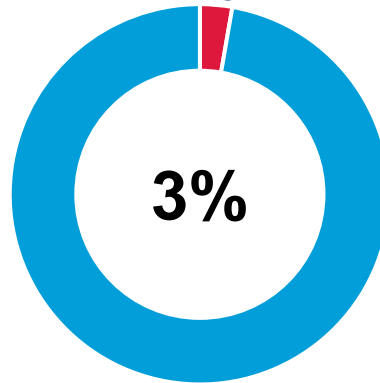
Children (under age 21) living in the county

69,494

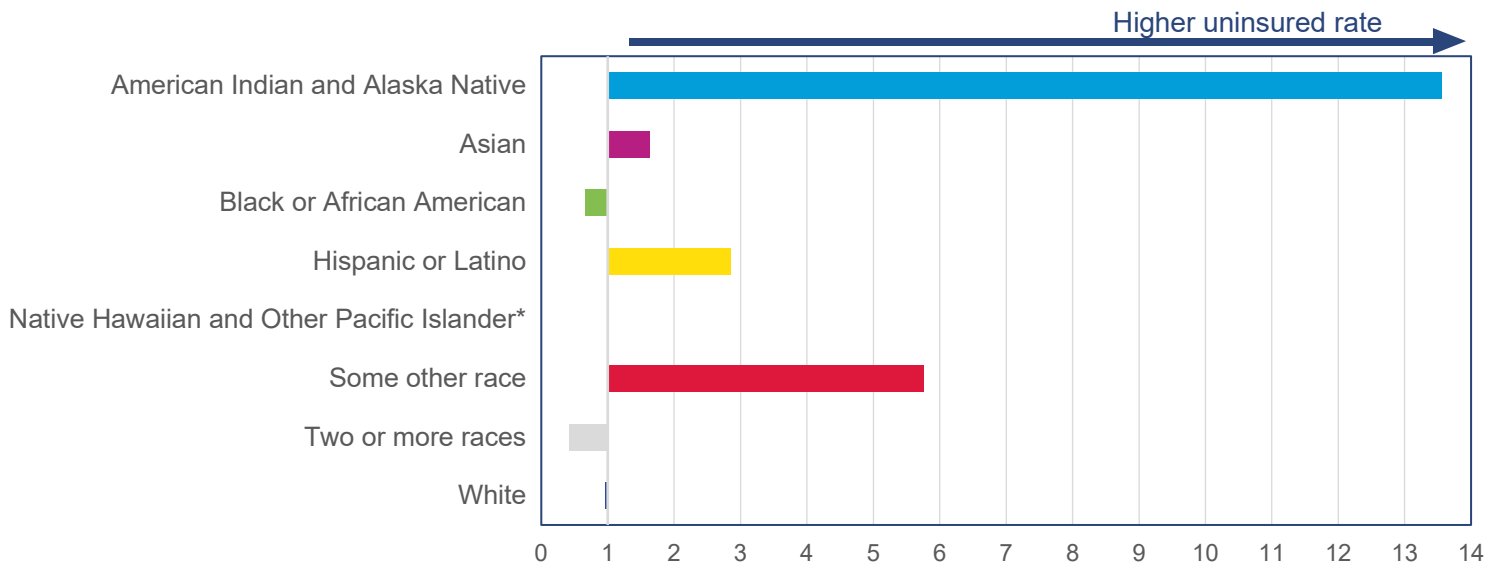
% of all children (under age 19) in the county do not have health insurance



% of children without health insurance by age



Children more likely to be uninsured by race/ethnicity

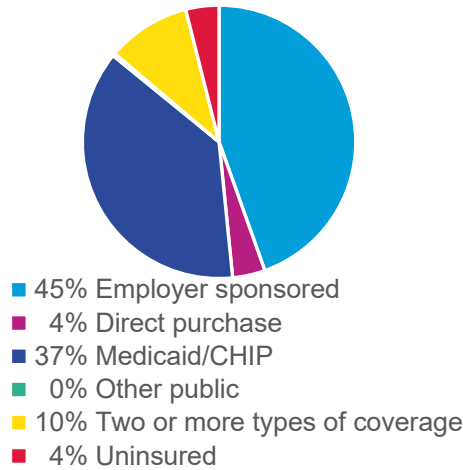


Bars to the right of 1.1 show overrepresentation, meaning the uninsured rates are higher than expected based on the proportion of this race within the county's child population. An index of 1.0 indicates no disproportionality. Bars to the left of 1.0 indicate underrepresentation, meaning the uninsured rates are lower than expected.

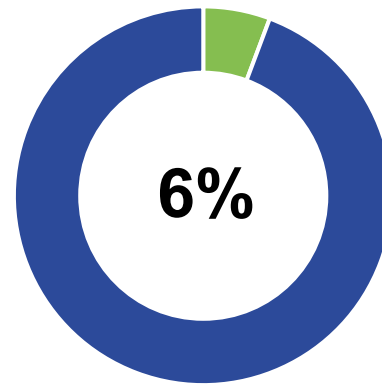
The index is based on American Community Survey 5-year estimates (2017-2021).

* No child population of this race exists in the county.

Sources of coverage

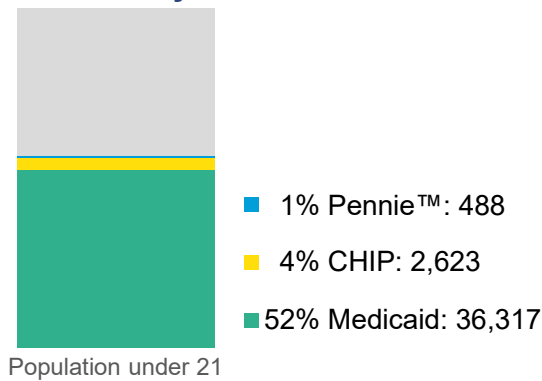


% of county children financially eligible for Medicaid but are uninsured

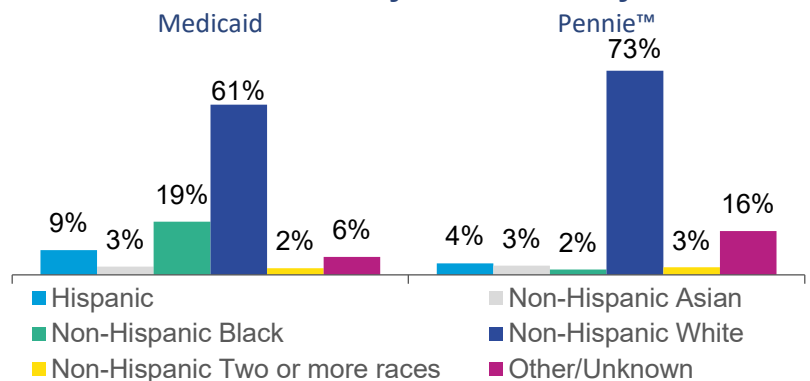


Enrollment in Publicly Funded or Supported Health Insurance (September 2023)

Enrollment by Medicaid/CHIP/Pennie™

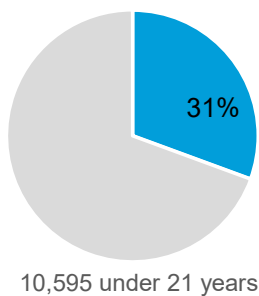


Enrollment by Race/Ethnicity



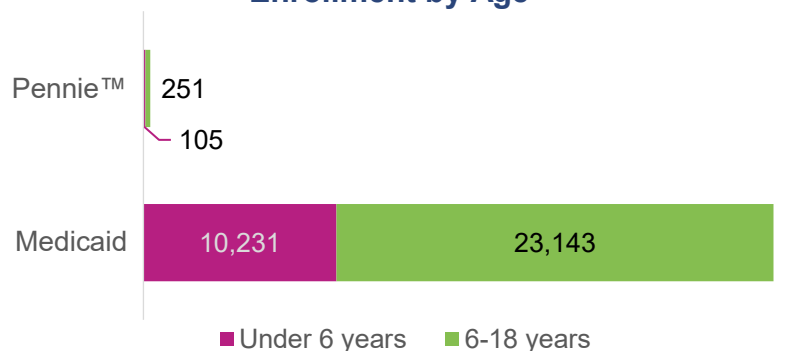
Medicaid Unwinding Data: Under 21 years

31% of 10,595 renewals have been processed



Of the 31%,
 1,970 maintained Medicaid coverage
 466 enrolled in CHIP
 36 enrolled in Pennie™
 725 coverage is unknown

Enrollment by Age



Note: CHIP enrollment by age is not available for 2023. Young adults age 19-20 are also enrolled through Pennie™.

Health Insurance Plans Available in Erie County

- Medicaid:** Physical: AmeriHealth Caritas PA, Geisinger, Health Partners, UPMC
Behavioral: Community Care Behavioral Health Organization
- CHIP:** Aetna, Geisinger, Highmark, UnitedHealthcare, UPMC
- Pennie™:** Highmark, UPMC