

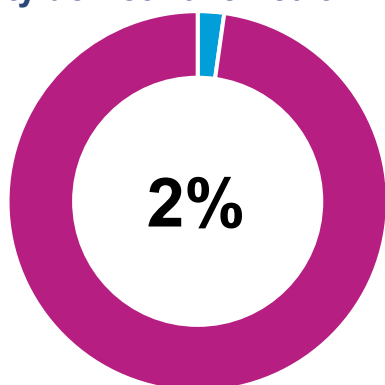


# 2023 State of Children's Health COUNTIES BY THE NUMBERS

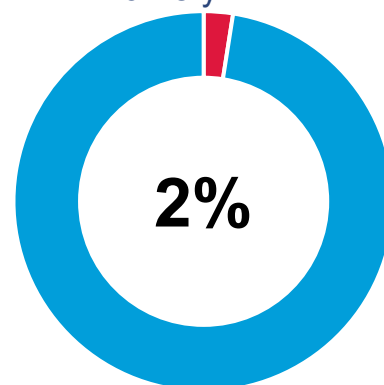
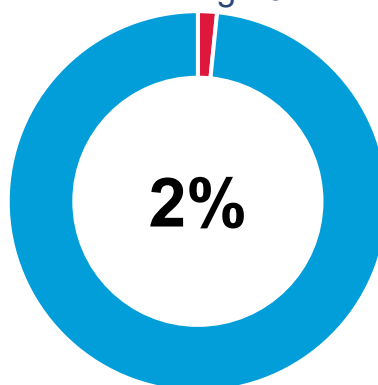
## Montgomery County Urban

Children (under age 21) living in the county  
**213,396**

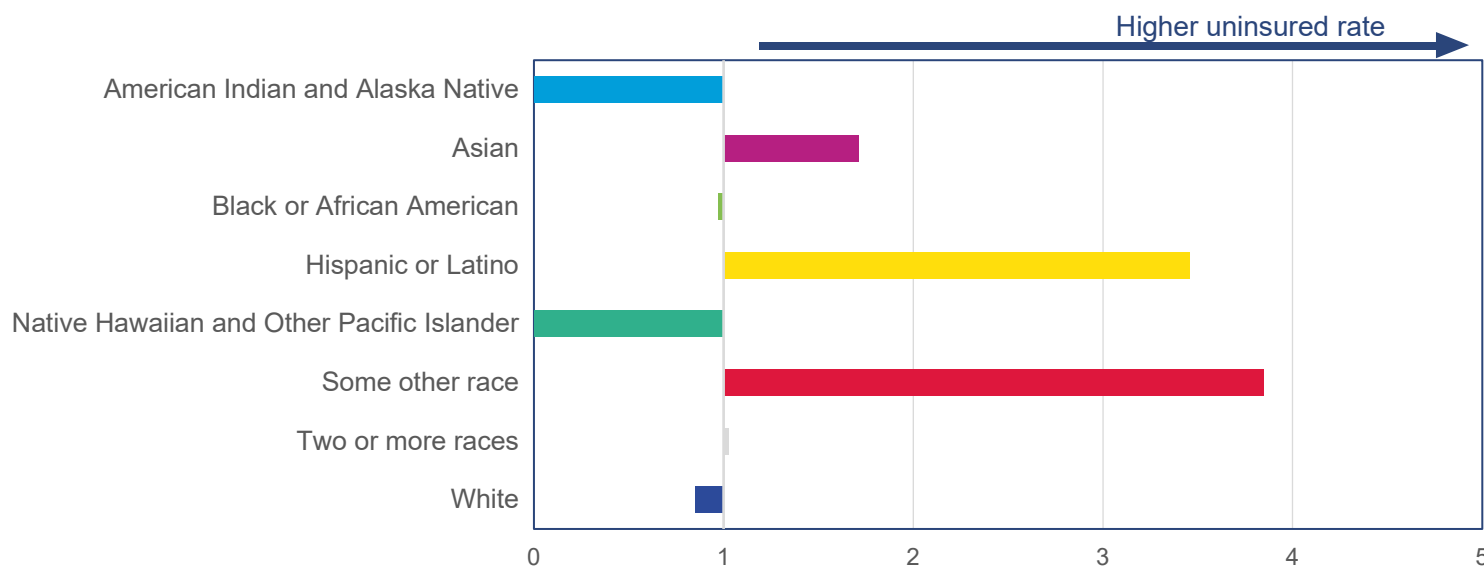
% of all children (under age 19) in the county do not have health insurance



% of children without health insurance by age  
under age 6      6-18 years



### Children more likely to be uninsured by race/ethnicity

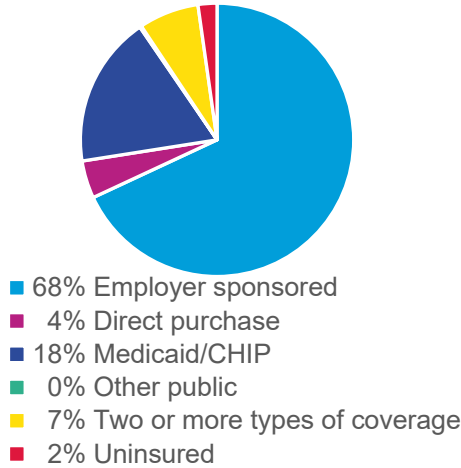


Bars to the right of 1.1 show overrepresentation, meaning the uninsured rates are higher than expected based on the proportion of this race within the county's child population. An index of 1.0 indicates no disproportionality. Bars to the left of 1.0 indicate underrepresentation, meaning the uninsured rates are lower than expected.

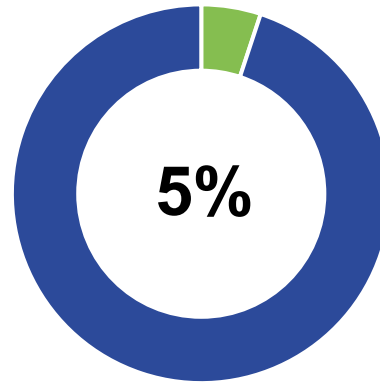
The index is based on American Community Survey 5-year estimates (2017-2021).

\* No child population of this race exists in the county.

### Sources of coverage

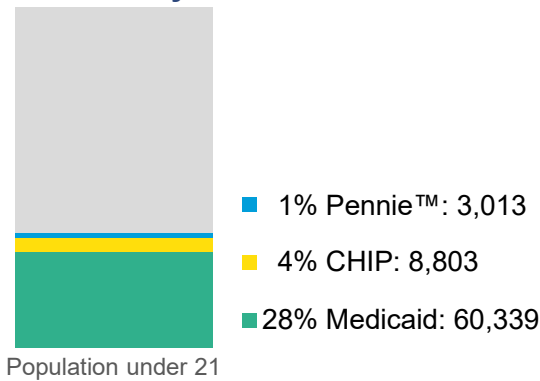


### % of county children financially eligible for Medicaid but are uninsured

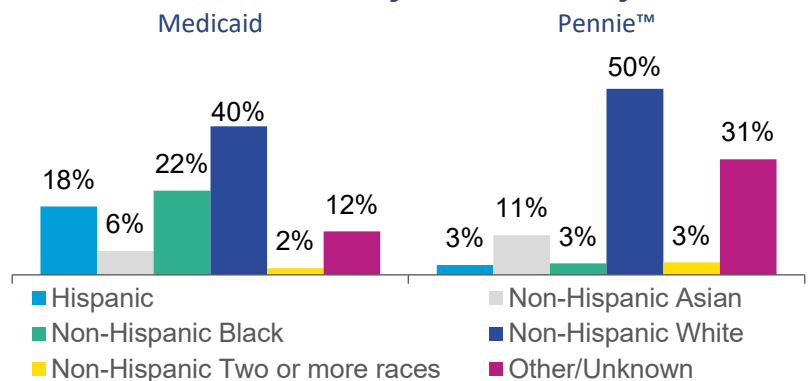


## Enrollment in Publicly Funded or Supported Health Insurance (September 2023)

### Enrollment by Medicaid/CHIP/Pennie™

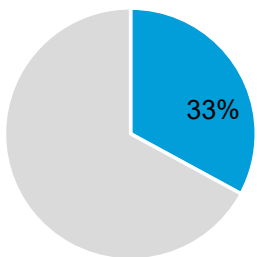


### Enrollment by Race/Ethnicity



### Medicaid Unwinding Data: Under 21 years

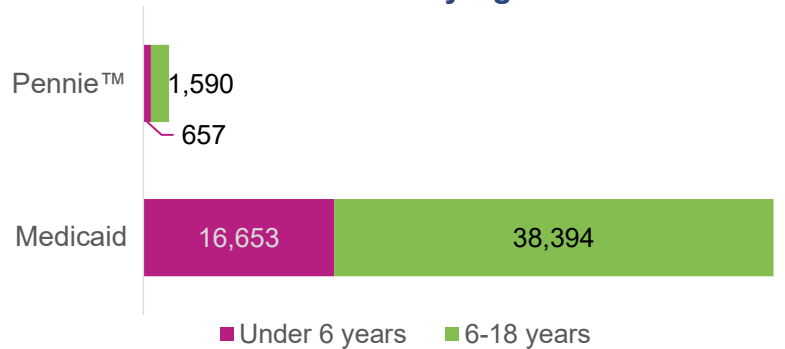
33% of 25,884 renewals have been processed



25,884 under 21 years

Of the 33%,  
 5,233 maintained Medicaid coverage  
 1,102 enrolled in CHIP  
 56 enrolled in Pennie™  
 2,073 coverage is unknown

### Enrollment by Age



### Health Insurance Plans Available in Montgomery County

- Medicaid:** Physical: Geisinger, Health Partners, Keystone First, United, UPMC  
Behavioral: Magellan Behavioral Health
- CHIP:** Aetna, Geisinger, Keystone, KidzPartners, UnitedHealthcare, UPMC
- Pennie™:** Ambetter, Cigna, Independence, Oscar