

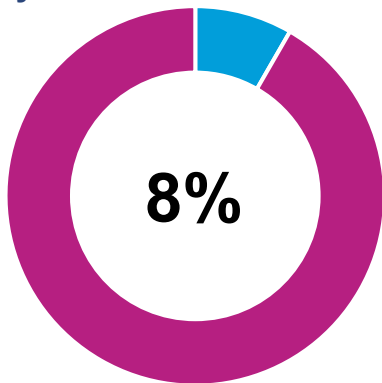


2023 State of Children's Health COUNTIES BY THE NUMBERS

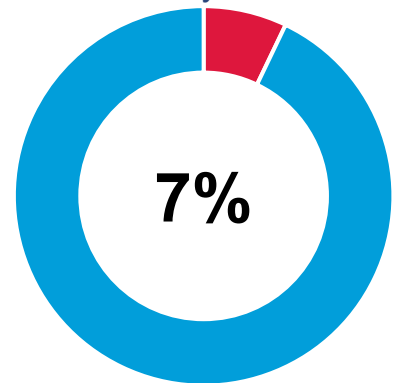
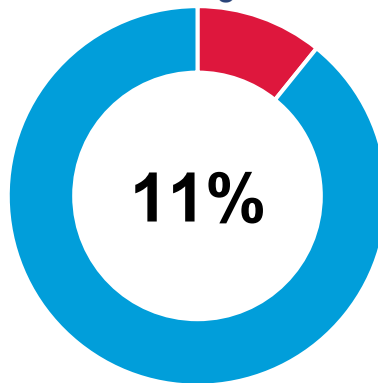
Northumberland County Urban-Mix

Children (under age 21) living in the county
21,133

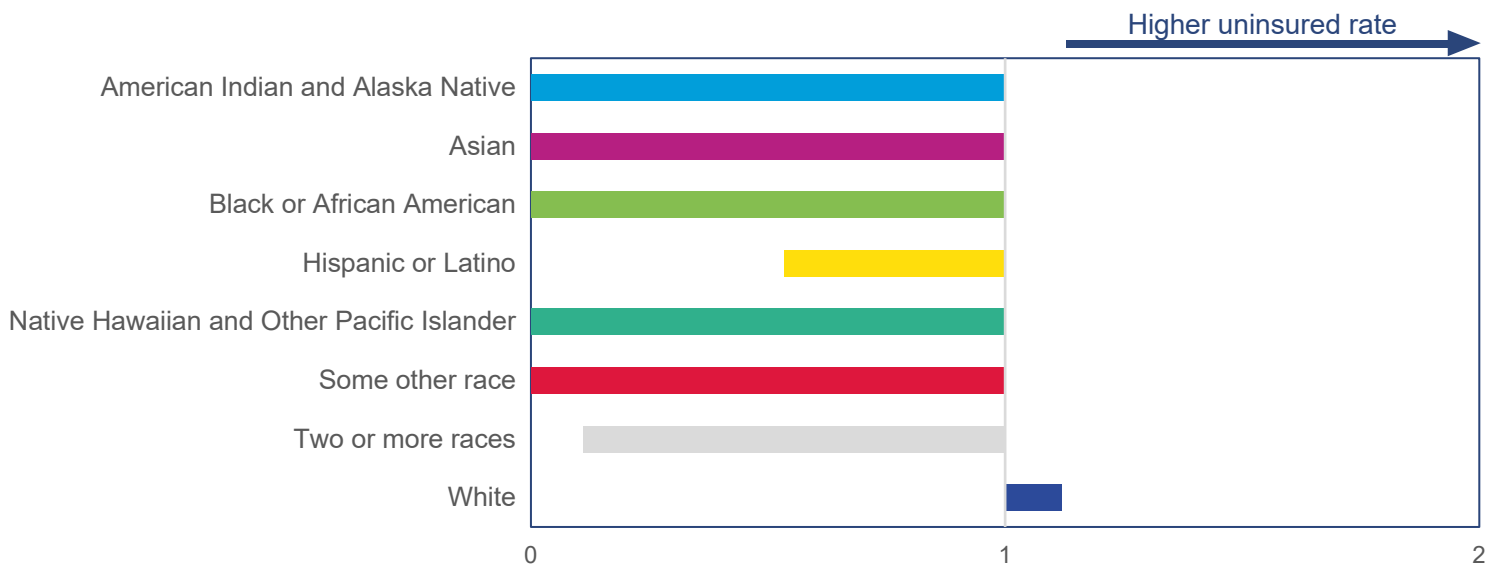
% of all children (under age 19) in the county do not have health insurance



% of children without health insurance by age
under age 6 6-18 years



Children more likely to be uninsured by race/ethnicity

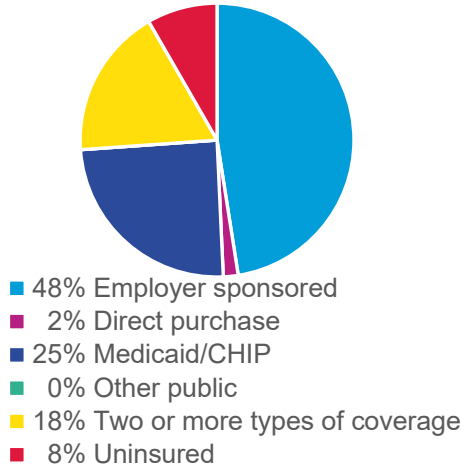


Bars to the right of 1.1 show overrepresentation, meaning the uninsured rates are higher than expected based on the proportion of this race within the county's child population. An index of 1.0 indicates no disproportionality. Bars to the left of 1.0 indicate underrepresentation, meaning the uninsured rates are lower than expected.

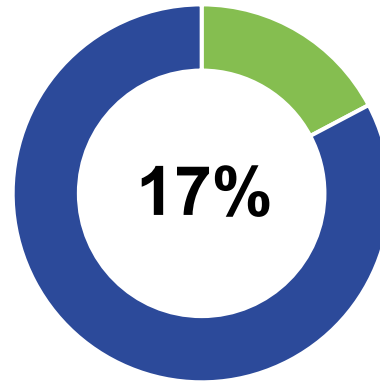
The index is based on American Community Survey 5-year estimates (2017-2021).

* No child population of this race exists in the county.

Sources of coverage

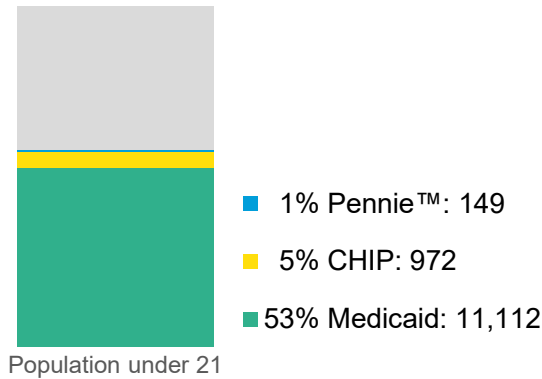


% of county children financially eligible for Medicaid but are uninsured

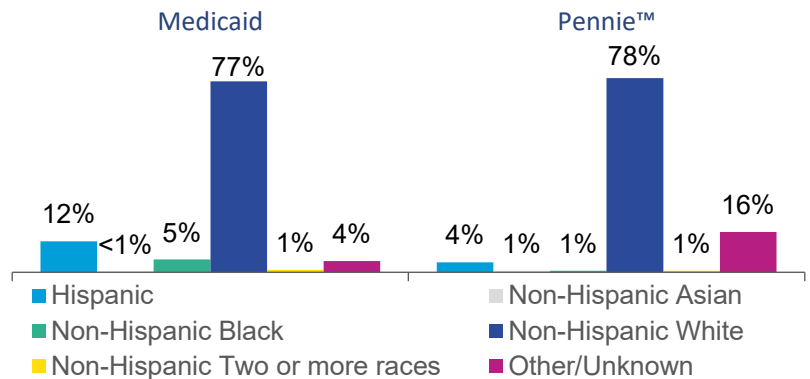


Enrollment in Publicly Funded or Supported Health Insurance (September 2023)

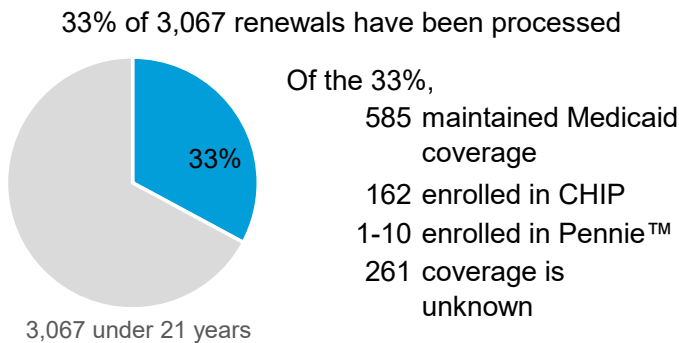
Enrollment by Medicaid/CHIP/Pennie™



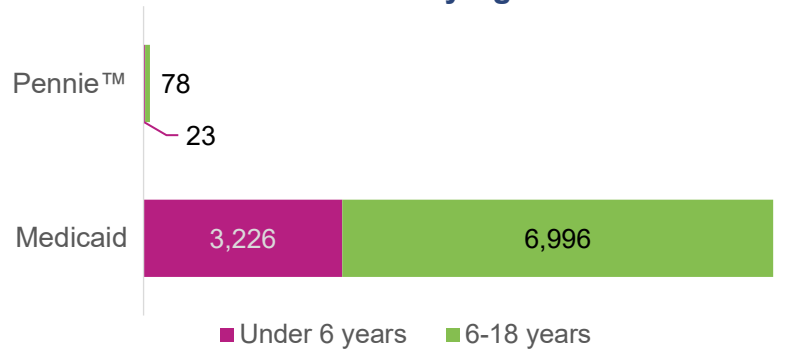
Enrollment by Race/Ethnicity



Medicaid Unwinding Data: Under 21 years



Enrollment by Age



Health Insurance Plans Available in Northumberland County

- Medicaid:** Physical: AmeriHealth Caritas PA, Geisinger, Health Partners, UPMC
Behavioral: Community Care Behavioral Health Organization
- CHIP:** Aetna, Capital Blue Cross, Geisinger, Highmark
- Pennie™:** Capital Blue Cross, Geisinger, Highmark, UPMC