

2023 State of Children's Health BY THE NUMBERS

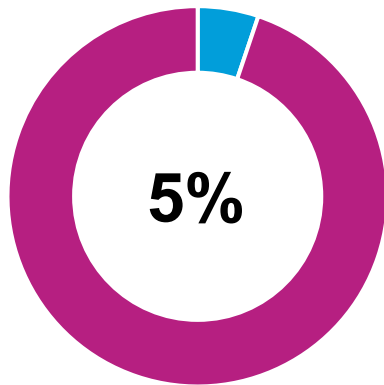
Pennsylvania

PENNSYLVANIA
PARTNERSHIPS
FOR CHILDREN
A VOICE FOR KIDS SINCE 1992

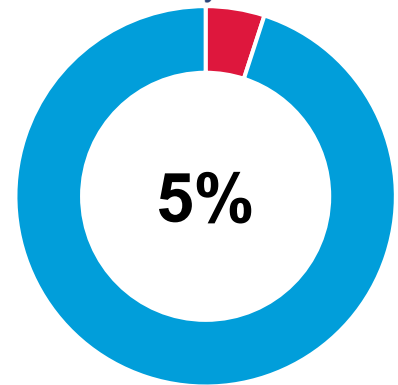
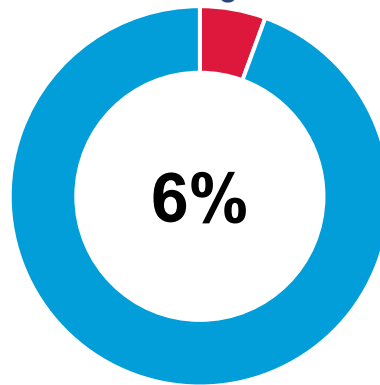
Children (under age 21) living in the state

3,192,513

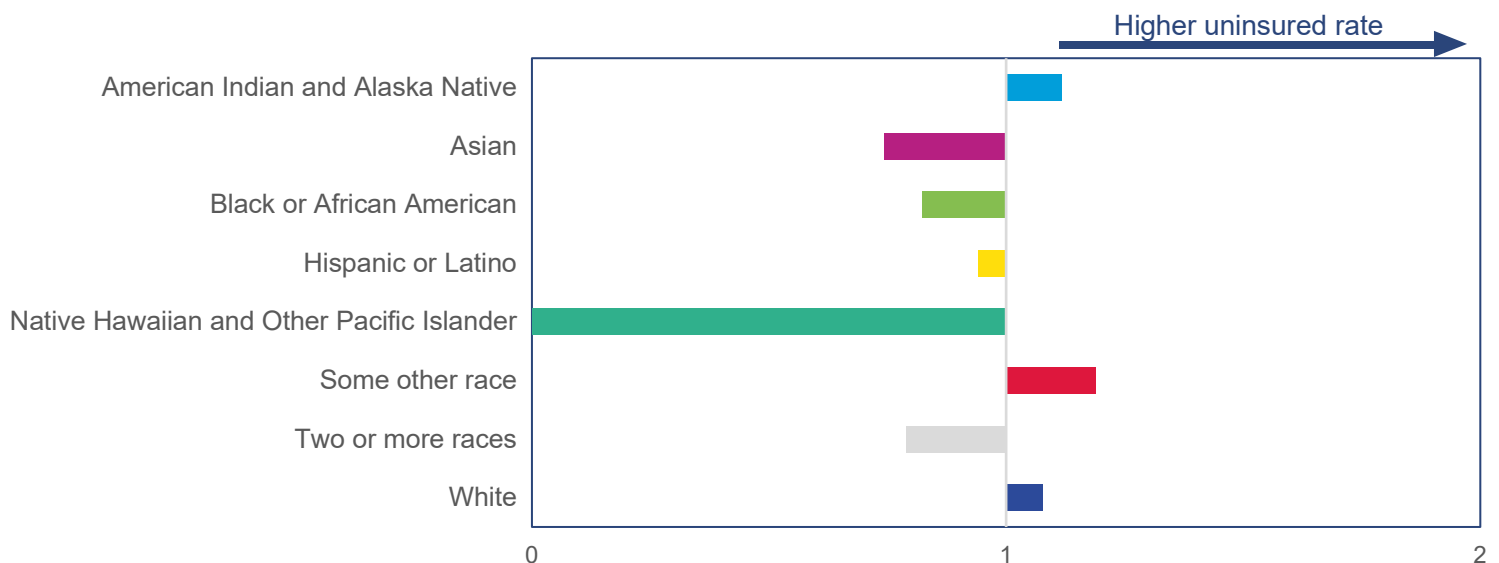
% of all children (under age 19) in the state do not have health insurance



% of children without health insurance by age under age 6 6-18 years



Children more likely to be uninsured by race/ethnicity



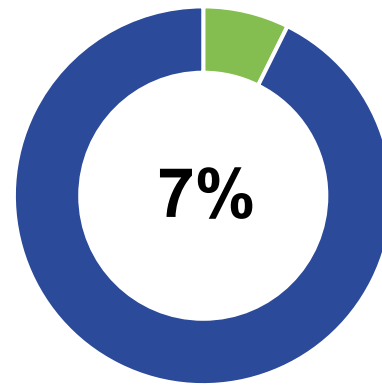
Bars to the right of 1.1 show overrepresentation, meaning the uninsured rates are higher than expected based on the proportion of this race within the state's child population. An index of 1.0 indicates no disproportionality. Bars to the left of 1.0 indicate underrepresentation, meaning the uninsured rates are lower than expected.

The index is based on American Community Survey 1-year estimates (2022).

PENNSYLVANIA

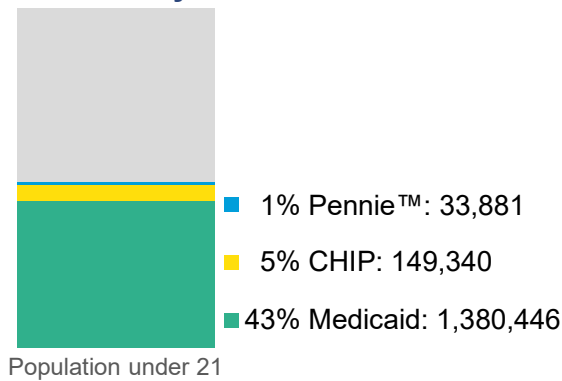
has the
5TH HIGHEST
count of
UNINSURED CHILDREN
in the country

% of children financially eligible for Medicaid but are uninsured

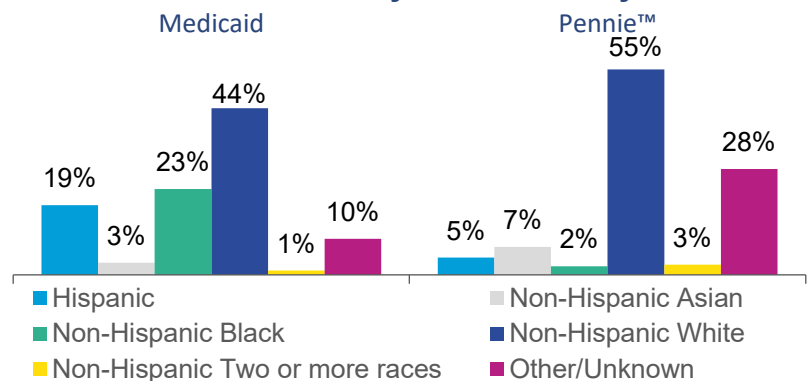


Enrollment in Publicly Funded or Supported Health Insurance (September 2023)

Enrollment by Medicaid/CHIP/Pennie™

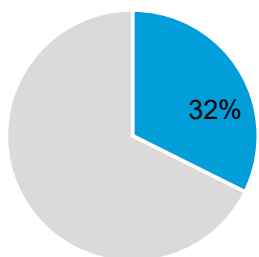


Enrollment by Race/Ethnicity



Medicaid Unwinding Data: Under 21 years

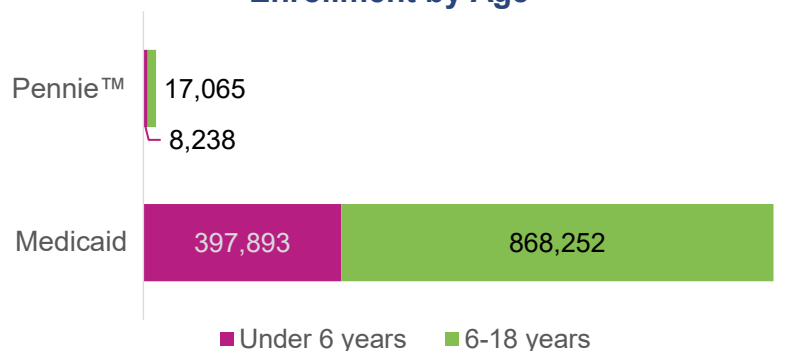
32% of 462,216 renewals have been processed



Of the 32%,
85,865 maintained Medicaid coverage
21,927 enrolled in CHIP
1,272 enrolled in Pennie™
39,330 coverage is unknown

462,216 under 21 years

Enrollment by Age



Note: CHIP enrollment by age is not available for 2023. Young adults age 19-20 are also enrolled through Pennie™.

Health Insurance Plans Available in Pennsylvania

- Medicaid:** Physical: 7 health plans
Behavioral: 5 health plans
- CHIP:** 8 health plans
- Pennie™:** 8 health plans



PENNSYLVANIA
PARTNERSHIPS
FOR CHILDREN
A VOICE FOR KIDS SINCE 1992

717-236-5680 | www.papartnerships.org

