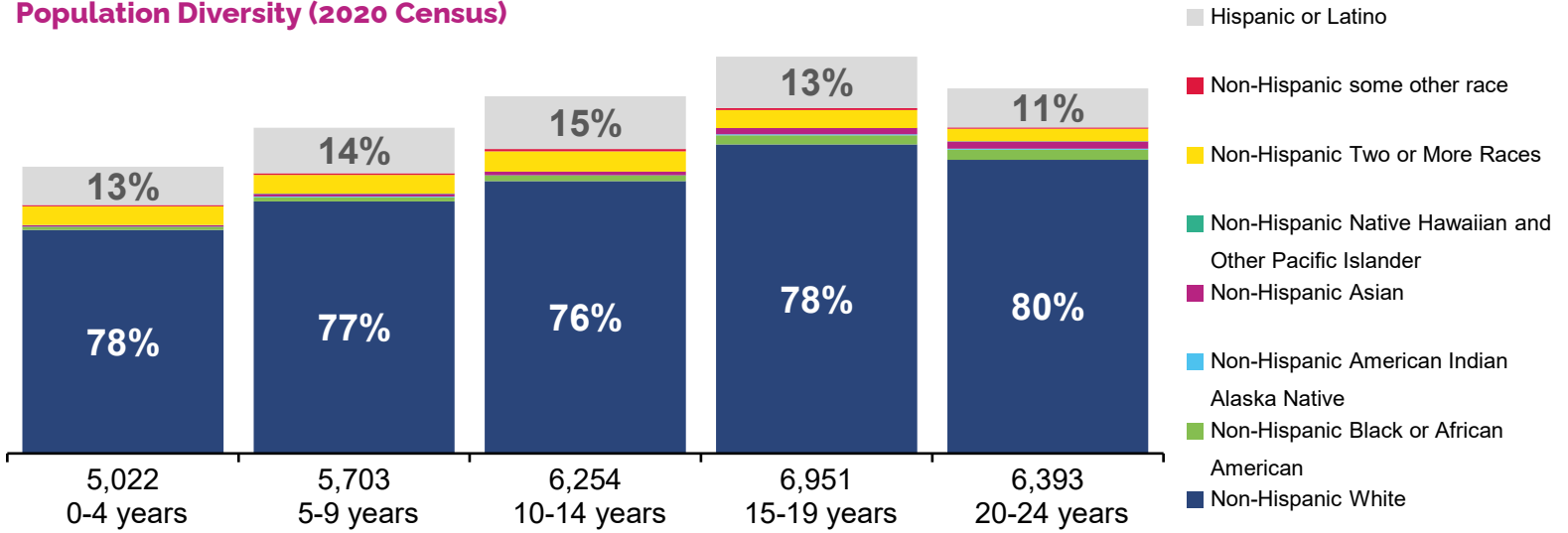


2023 STATE OF THE CHILD - ADAMS

Population Diversity (2020 Census)



20%

of the county's population is

CHILDREN

20,847

citizens are

CHILDREN UNDER 18 YEARS

9,476

citizens are

18-24 YEARS

Children Living in Poverty (<100% FPL)



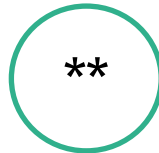
Hispanic or Latino



Children of some other race



Children of two or more races



Native Hawaiian and Other Pacific Islander



Asian



American Indian and Alaska Native



Black or African American



Non-Hispanic White

** No child population of this race exists in the county.

1 IN 8 (2,330)
CHILDREN

under 18 live in **POVERTY**

28%
CHILDREN

under 18 are **LOW-INCOME** (<200%)

11%
YOUNG ADULTS

18-24 live in **POVERTY**

1 IN 5 (1,590)
YOUNG ADULTS

18-24 are **LOW-INCOME**

Households with Children

27%

Median Income of Households with Children

MARRIED COUPLE

\$116,100

SINGLE FATHER

\$70,900

SINGLE MOTHER

\$39,900

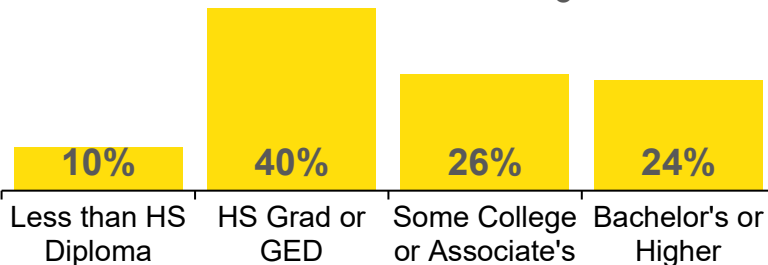
Unemployment Rate

2.9%

Children Experiencing Homelessness

219

Educational Attainment (25+)



Children in Households Receiving Public Assistance

18%

Children Under 6 with All Caregivers in Labor Force

66%

Households with High Housing Cost Burden

25%

CHILD WELFARE

WHITE CHILDREN AND BLACK CHILDREN have disproportionately higher rates of CPS referrals

WHITE CHILDREN have disproportionately higher substantiation rates

BLACK CHILDREN have disproportionately higher rates of valid GPS allegations

1 IN 2 children and youth in foster care are placed with kin

3 IN 5 children entering foster care were reunified with their parents or kin within 12 months

EARLY CARE AND EDUCATION

374 children enrolled in publicly funded, high-quality pre-k; yet **816** eligible children remain unserved

41 more classrooms are needed to serve all eligible pre-k children

88% of infants and toddlers eligible for the subsidized Child Care Works program remain unserved

61% of children under age 5 in Child Care Works are in high-quality care

63% of child care capacity for children under 5 is high-quality

HOME VISITING

7% of low-income families who could benefit the most receive evidence-based home visiting services

134 families receive evidence-based home visiting services

Evidence-based home visiting models in this county and receive state funds:

- Child First
- ✓ Family Check-Up®
- Healthy Families America
- ✓ Nurse-Family Partnership
- Parents as Teachers
- Safecare Augmented®
- Early Head Start
- Family Connects

1-10 members served in the Medical Assistance Maternal Home Visiting Program

K-12 EDUCATION

More than **12,790** enrolled students in **6** school district(s) within the county

43% of school district students are economically disadvantaged

55% of 3rd graders score proficient or advanced in English Language Arts as measured by the Pennsylvania System of School Assessment (PSSA)

25% of 8th graders score proficient or advanced in math as measured by the PSSA

987 students enrolled in career and technical education

PERINATAL AND CHILDREN'S HEALTH

6% of children under 19 have no health insurance

40% of all children in the county are enrolled in Medicaid or CHIP coverage

397 children in the county enrolled in health coverage through Pennie™, the state's health insurance marketplace

1,005 infants and toddlers receive services through Early Intervention Part C

77% of eligible infants, young children and women participate in the Pennsylvania WIC program

Definitions and data sources can be found at papartnerships.org/report/state-of-the-child-2023