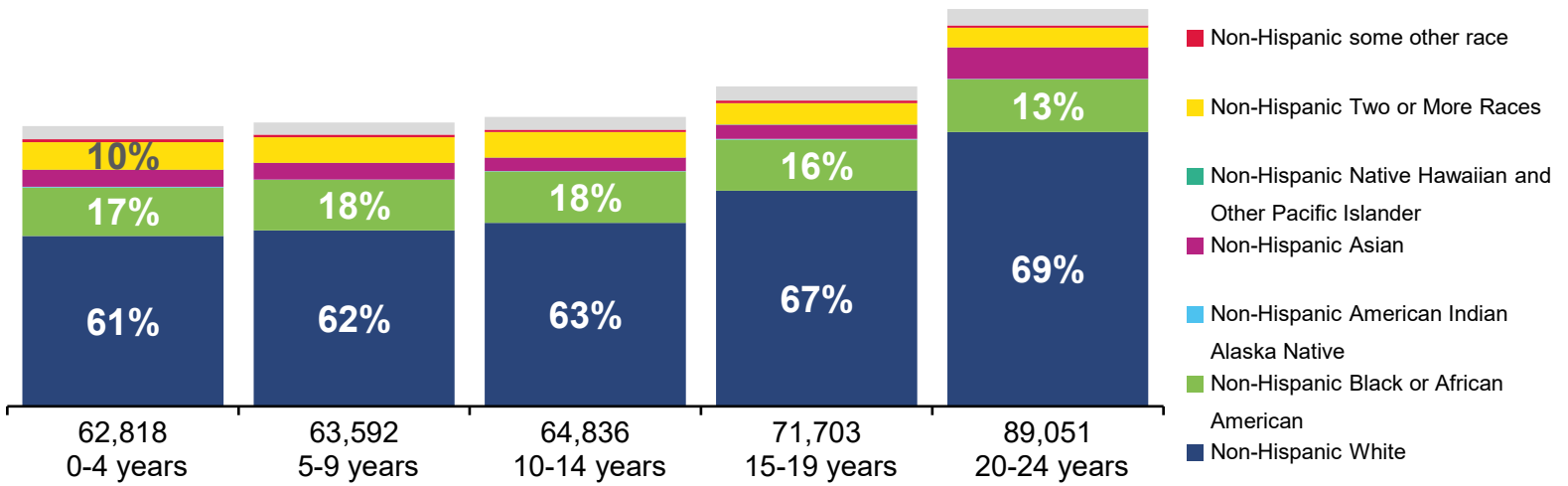


# 2023 STATE OF THE CHILD - ALLEGHENY

## Population Diversity (2020 Census)

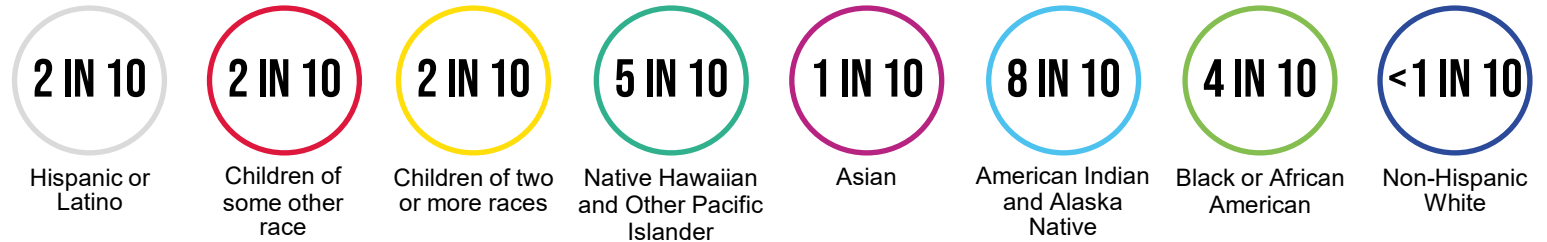


**18%**  
of the county's population is  
**CHILDREN**

**230,395**  
citizens are  
**CHILDREN UNDER 18 YEARS**

**121,605**  
citizens are  
**18-24 YEARS**

### Children Living in Poverty (<100% FPL)



**1 IN 7** (33,210)  
**CHILDREN**  
under 18 live in **POVERTY**

**30%**  
**CHILDREN**  
under 18 are **LOW-INCOME** (<200%)

**23%**  
**YOUNG ADULTS**  
18-24 live in **POVERTY**

**2 IN 5** (36,250)  
**YOUNG ADULTS**  
18-24 are **LOW-INCOME**

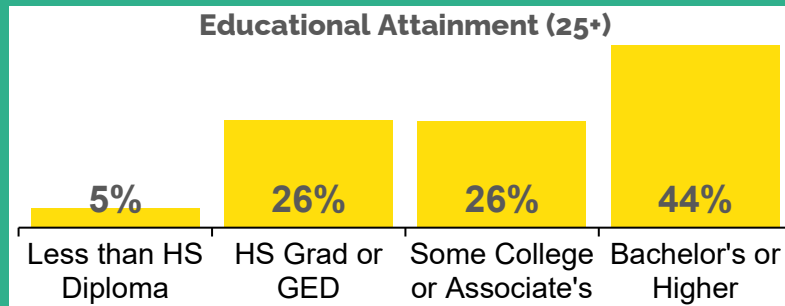
**Households with Children**  
**23%**

**Median Income of Households with Children**  
MARRIED COUPLE: \$140,600  
SINGLE FATHER: \$60,100  
SINGLE MOTHER: \$35,500

**Unemployment Rate**  
**4.1%**

**Children Experiencing Homelessness**  
**3,122**

**Children Under 6 with All Caregivers in Labor Force**  
**71%**



**Children in Households Receiving Public Assistance**  
**25%**

**Households with High Housing Cost Burden**  
**25%**

CHILD WELFARE

**BLACK CHILDREN AND CHILDREN OF MULTIPLE RACES** have disproportionately higher rates of CPS referrals, including substantiations and valid GPS allegations

**2,134** children and youth served in the foster care system

**1 IN 15** children and youth in foster care placed in congregate care settings

**1 IN 2** children and youth in foster care are placed with kin

**2 IN 5** children entering foster care were reunified with their parents or kin within 12 months

EARLY CARE AND EDUCATION

**5,583** children enrolled in publicly funded, high-quality pre-k; yet **5,617** eligible children remain unserved

**281** more classrooms are needed to serve all eligible pre-k children

**73%** of infants and toddlers eligible for the subsidized Child Care Works program remain unserved

**37%** of children under age 5 in Child Care Works are in high-quality care

**41%** of child care capacity for children under 5 is high-quality

HOME VISITING

**9%** of low-income families who could benefit the most receive evidence-based home visiting services

**2,078** families receive evidence-based home visiting services

Evidence-based home visiting models in this county and receive state funds:

- Child First
- ✓ Family Check-Up®
- ✓ Healthy Families America
- ✓ Nurse-Family Partnership
- ✓ Parents as Teachers
- Safecare Augmented®
- ✓ Early Head Start
- Family Connects

**296-305** members served in the Medical Assistance Maternal Home Visiting Program

K-12 EDUCATION

More than **141,810** enrolled students in **46** school district(s) within the county

**38%** of school district students are economically disadvantaged

**66%** of 3rd graders score proficient or advanced in English Language Arts as measured by the Pennsylvania System of School Assessment (PSSA)

**31%** of 8th graders score proficient or advanced in math as measured by the PSSA

**4,490** students enrolled in career and technical education

PERINATAL AND CHILDREN'S HEALTH

**2%** of children under 19 have no health insurance

**42%** of all children in the county are enrolled in Medicaid or CHIP coverage

**3,201** children in the county enrolled in health coverage through Pennie™, the state's health insurance marketplace

**5,362** infants and toddlers receive services through Early Intervention Part C

**44%** of eligible infants, young children and women participate in the Pennsylvania WIC program

Definitions and data sources can be found at [papartnerships.org/report/state-of-the-child-2023](http://papartnerships.org/report/state-of-the-child-2023)