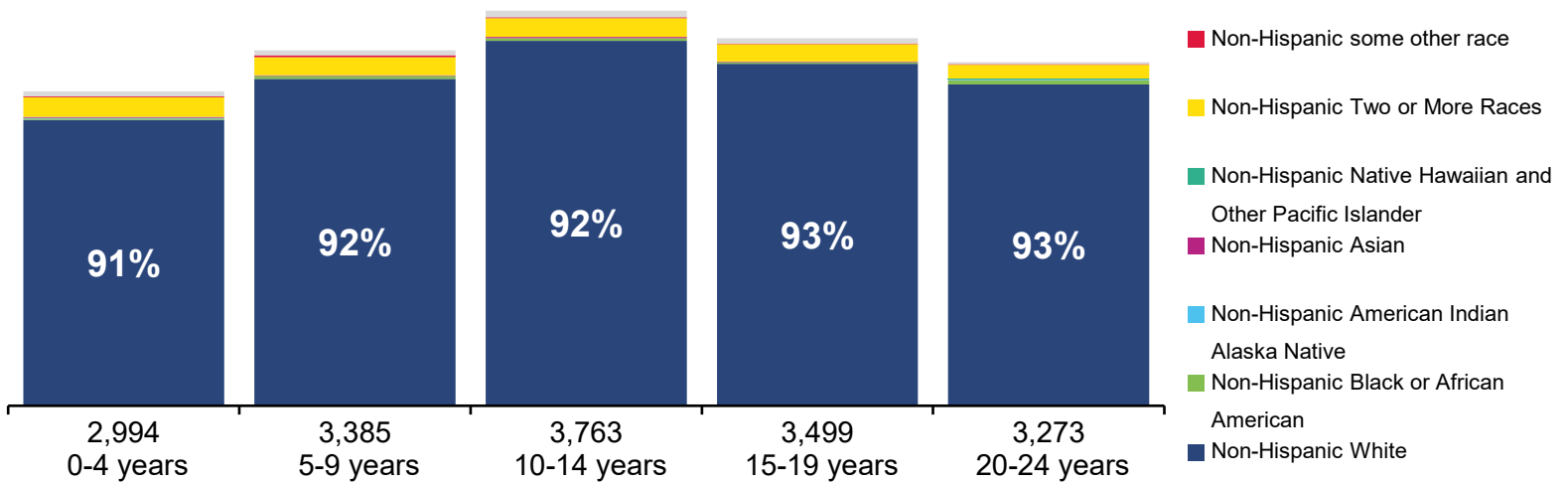


# 2023 STATE OF THE CHILD - ARMSTRONG

## Population Diversity (2020 Census)



- Hispanic or Latino
- Non-Hispanic some other race
- Non-Hispanic Two or More Races
- Non-Hispanic Native Hawaiian and Other Pacific Islander
- Non-Hispanic Asian
- Non-Hispanic American Indian Alaska Native
- Non-Hispanic Black or African American
- Non-Hispanic White

## 19%

of the county's population is

### CHILDREN

## 12,376

citizens are

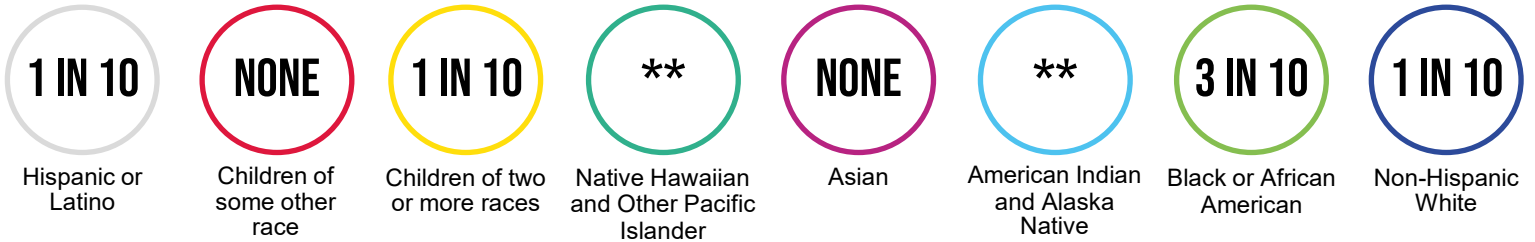
### CHILDREN UNDER 18 YEARS

## 4,538

citizens are

### 18-24 YEARS

## Children Living in Poverty (<100% FPL)



\*\* No child population of this race exists in the county.

## 1 IN 7

(1,580)

### CHILDREN

under 18 live in **POVERTY**

## 39%

### CHILDREN

under 18 are **LOW-INCOME** (<200%)

## 11%

### YOUNG ADULTS

18-24 live in **POVERTY**

## 1 IN 3

(1,320)

### YOUNG ADULTS

18-24 are **LOW-INCOME**

## Households with Children

24%

## Median Income of Households with Children

MARRIED COUPLE \$101,400  
SINGLE FATHER \$48,800  
SINGLE MOTHER \$30,500

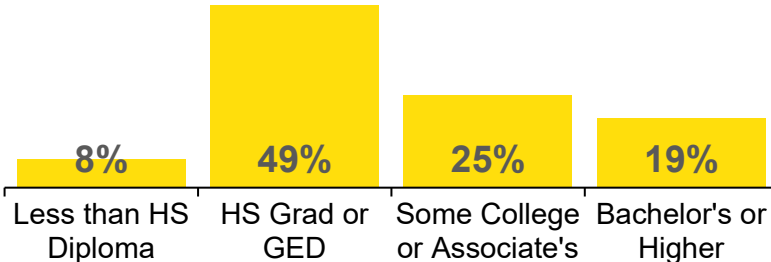
## Unemployment Rate

5.1%

## Children Experiencing Homelessness

167

## Educational Attainment (25+)



## Children in Households Receiving Public Assistance

28%

## Children Under 6 with All Caregivers in Labor Force

66%

## Households with High Housing Cost Burden

19%

CHILD WELFARE

**BLACK CHILDREN AND CHILDREN OF MULTIPLE RACES** have disproportionately higher rates of CPS referrals, including substantiations and valid GPS allegations

**73** children and youth served in the foster care system

**3 IN 4** children and youth in foster care placed in congregate care settings

**1 IN 3** children and youth in foster care are placed with kin

**3 IN 5** children entering foster care were reunified with their parents or kin within 12 months

EARLY CARE AND EDUCATION

**315** children enrolled in publicly funded, high-quality pre-k; yet **685** eligible children remain unserved

**34** more classrooms are needed to serve all eligible pre-k children

**95%** of infants and toddlers eligible for the subsidized Child Care Works program remain unserved

**20%** of children under age 5 in Child Care Works are in high-quality care

**27%** of child care capacity for children under 5 is high-quality

HOME VISITING

**2%** of low-income families who could benefit the most receive evidence-based home visiting services

**39** families receive evidence-based home visiting services

Evidence-based home visiting models in this county and receive state funds:

- Child First
- Family Check-Up®
- Healthy Families America
- Nurse-Family Partnership
- ✓ Parents as Teachers
- Safecare Augmented®
- ✓ Early Head Start
- Family Connects

**1-10** members served in the Medical Assistance Maternal Home Visiting Program

K-12 EDUCATION

More than **14,560** enrolled students in **8** school district(s) within the county

**45%** of school district students are economically disadvantaged

**62%** of 3rd graders score proficient or advanced in English Language Arts as measured by the Pennsylvania System of School Assessment (PSSA)

**22%** of 8th graders score proficient or advanced in math as measured by the PSSA

**1,041** students enrolled in career and technical education

PERINATAL AND CHILDREN'S HEALTH

**3%** of children under 19 have no health insurance

**50%** of all children in the county are enrolled in Medicaid or CHIP coverage

**92** children in the county enrolled in health coverage through Pennie™, the state's health insurance marketplace

**218** infants and toddlers receive services through Early Intervention Part C

**52%** of eligible infants, young children and women participate in the Pennsylvania WIC program

Definitions and data sources can be found at [papartnerships.org/report/state-of-the-child-2023](http://papartnerships.org/report/state-of-the-child-2023)