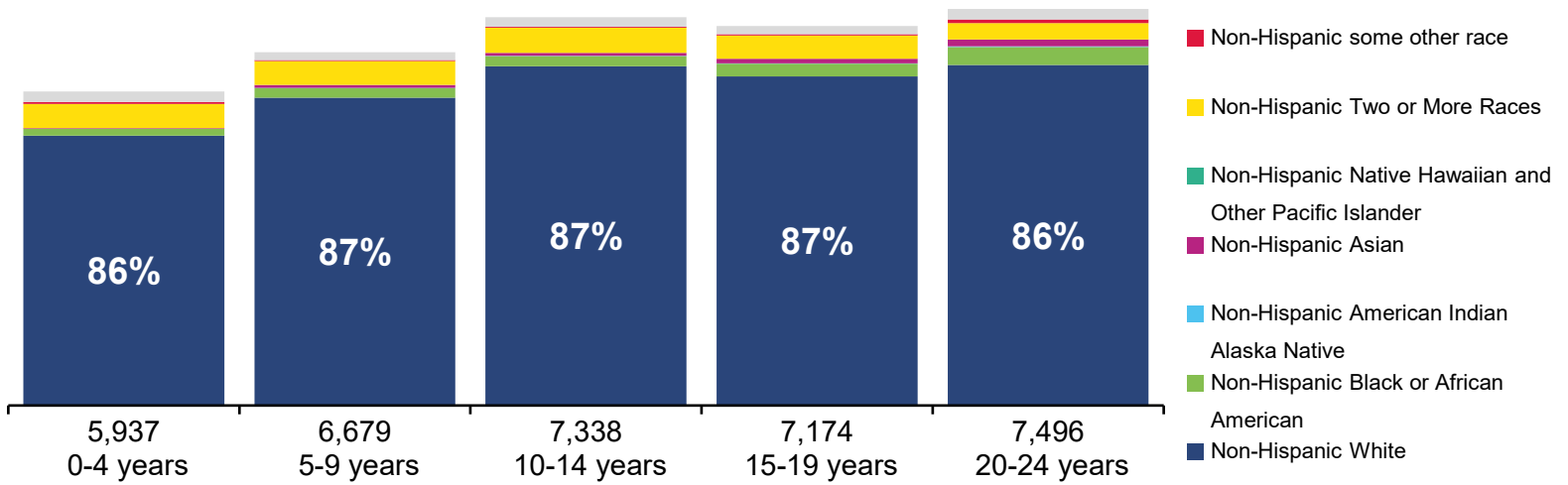


# 2023 STATE OF THE CHILD - BLAIR

## Population Diversity (2020 Census)

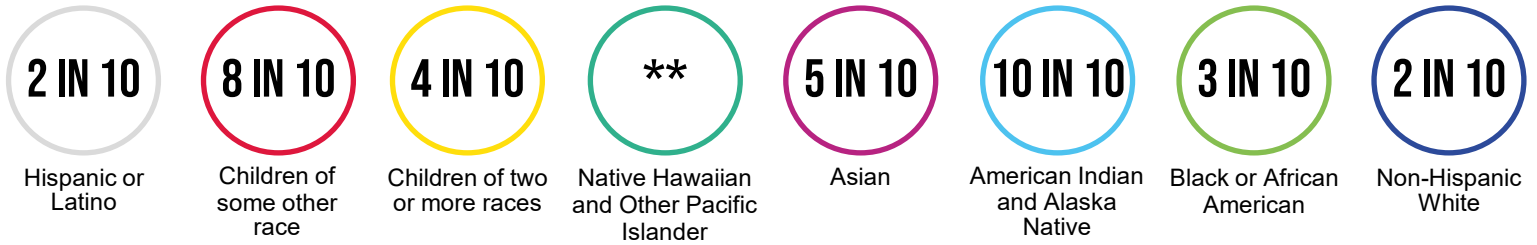


**20%**  
of the county's population is  
**CHILDREN**

**24,347**  
citizens are  
**CHILDREN UNDER 18 YEARS**

**10,277**  
citizens are  
**18-24 YEARS**

## Children Living in Poverty (<100% FPL)



**1 IN 6** (4,310)  
**CHILDREN**  
under 18 live in **POVERTY**

**39%**  
**CHILDREN**  
under 18 are **LOW-INCOME** (<200%)

**16%**  
**YOUNG ADULTS**  
18-24 live in **POVERTY**

**1 IN 3** (3,140)  
**YOUNG ADULTS**  
18-24 are **LOW-INCOME**

**Households with Children**  
**27%**

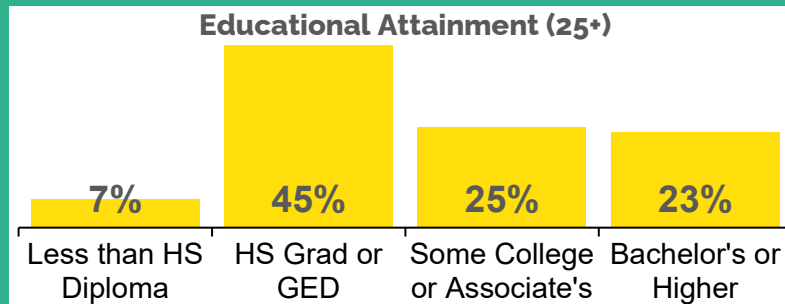
**Median Income of Households with Children**

MARRIED COUPLE	SINGLE FATHER	SINGLE MOTHER
\$107,500	\$44,100	\$29,900

**Unemployment Rate**  
**4.2%**

**Children Experiencing Homelessness**  
**358**

**Children Under 6 with All Caregivers in Labor Force**  
**69%**



**Children in Households Receiving Public Assistance**  
**28%**

**Households with High Housing Cost Burden**  
**23%**

CHILD WELFARE

BLACK CHILDREN AND HISPANIC CHILDREN have disproportionately higher rates of CPS referrals

WHITE CHILDREN AND HISPANIC CHILDREN have disproportionately higher substantiation rates

BLACK CHILDREN AND HISPANIC CHILDREN have disproportionately higher rates of valid GPS allegations

1 IN 3 children and youth in foster care are placed with kin

2 IN 5 children entering foster care were reunified with their parents or kin within 12 months

EARLY CARE AND EDUCATION

927 children enrolled in publicly funded, high-quality pre-k; yet 913 eligible children remain unserved

46 more classrooms are needed to serve all eligible pre-k children

86% of infants and toddlers eligible for the subsidized Child Care Works program remain unserved

57% of children under age 5 in Child Care Works are in high-quality care

60% of child care capacity for children under 5 is high-quality

HOME VISITING

11% of low-income families who could benefit the most receive evidence-based home visiting services

342 families receive evidence-based home visiting services

Evidence-based home visiting models in this county and receive state funds:

- Child First
- Family Check-Up®
- Healthy Families America
- ✓ Nurse-Family Partnership
- ✓ Parents as Teachers
- Safecare Augmented®
- Early Head Start
- Family Connects

65 members served in the Medical Assistance Maternal Home Visiting Program

K-12 EDUCATION

More than 17,700 enrolled students in 8 school district(s) within the county

56% of school district students are economically disadvantaged

55% of 3rd graders score proficient or advanced in English Language Arts as measured by the Pennsylvania System of School Assessment (PSSA)

20% of 8th graders score proficient or advanced in math as measured by the PSSA

1,412 students enrolled in career and technical education

PERINATAL AND CHILDREN'S HEALTH

5% of children under 19 have no health insurance

54% of all children in the county are enrolled in Medicaid or CHIP coverage

210 children in the county enrolled in health coverage through Pennie™, the state's health insurance marketplace

422 infants and toddlers receive services through Early Intervention Part C

73% of eligible infants, young children and women participate in the Pennsylvania WIC program

Definitions and data sources can be found at [papartnerships.org/report/state-of-the-child-2023](http://papartnerships.org/report/state-of-the-child-2023)

717-236-5680 | [www.papartnerships.org](http://www.papartnerships.org)