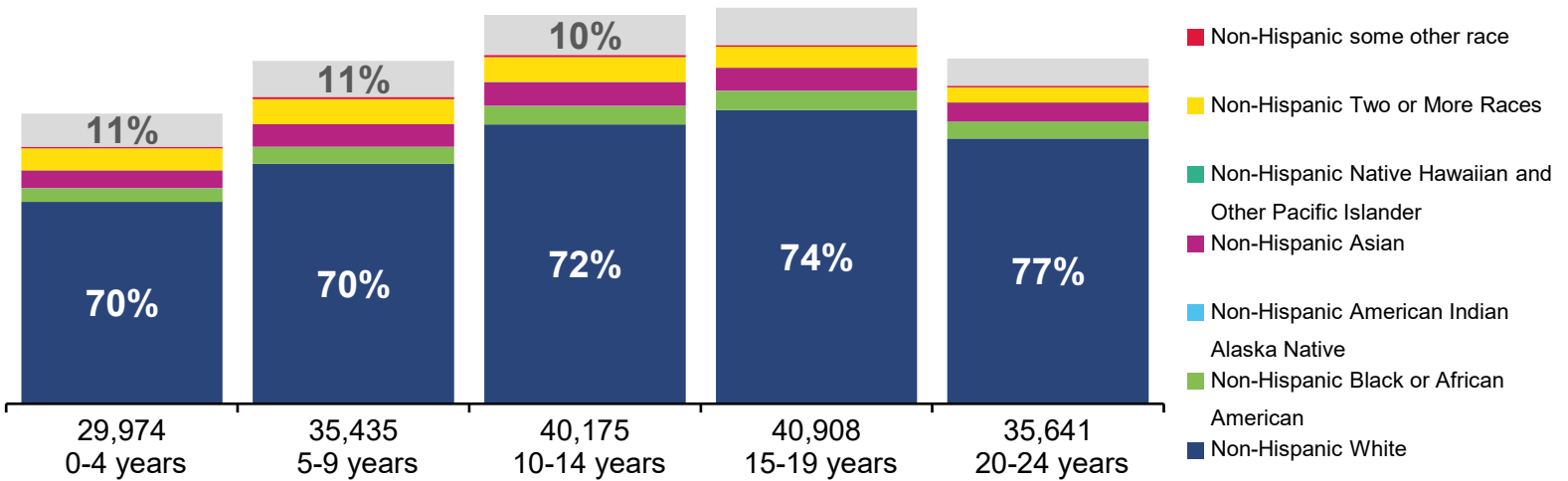


# 2023 STATE OF THE CHILD - BUCKS

## Population Diversity (2020 Census)

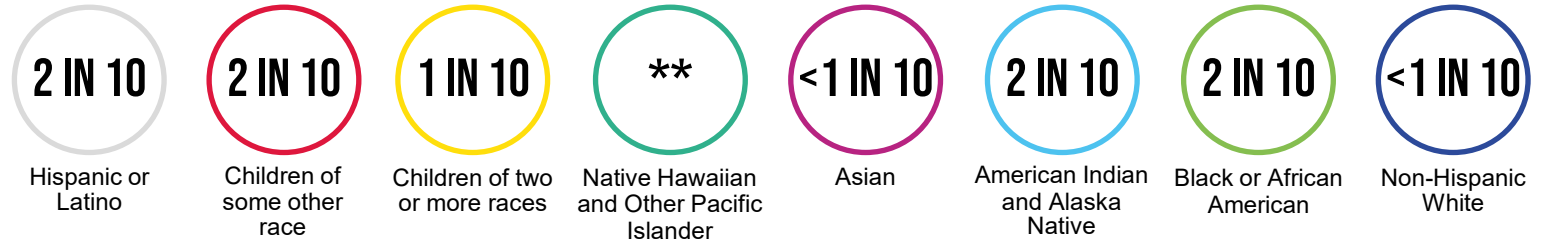


**20%**  
of the county's population is  
**CHILDREN**

**131,198**  
citizens are  
**CHILDREN UNDER 18 YEARS**

**50,935**  
citizens are  
**18-24 YEARS**

## Children Living in Poverty (<100% FPL)



\*\* No child population of this race exists in the county.

**1 IN 15** (8,660)  
**CHILDREN**  
under 18 live in **POVERTY**

**17%**  
**CHILDREN**  
under 18 are **LOW-INCOME** (<200%)

**7%**  
**YOUNG ADULTS**  
18-24 live in **POVERTY**

**1 IN 6** (7,840)  
**YOUNG ADULTS**  
18-24 are **LOW-INCOME**

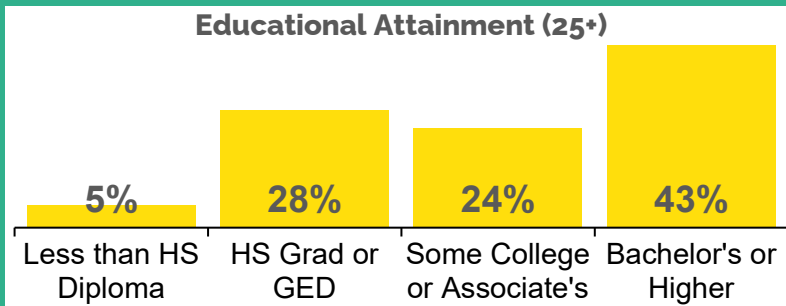
**Households with Children**  
**31%**

**Median Income of Households with Children**  
MARRIED COUPLE: \$166,700  
SINGLE FATHER: \$82,100  
SINGLE MOTHER: \$55,800

**Unemployment Rate**  
**3.6%**

**Children Experiencing Homelessness**  
**834**

**Children Under 6 with All Caregivers in Labor Force**  
**73%**



**Children in Households Receiving Public Assistance**  
**14%**  
**Households with High Housing Cost Burden**  
**27%**

CHILD WELFARE

**BLACK CHILDREN AND HISPANIC CHILDREN** have disproportionately higher rates of CPS referrals, including substantiations and valid GPS allegations

**349**  
children and youth served in the foster care system

**3 IN 4**  
children and youth in foster care placed in congregate care settings

**2 IN 5**  
children and youth in foster care are placed with kin

**1 IN 3**  
children entering foster care were reunified with their parents or kin within 12 months

EARLY CARE AND EDUCATION

**1,713**  
children enrolled in publicly funded, high-quality pre-k; yet **2,907** eligible children remain unserved

**145**  
more classrooms are needed to serve all eligible pre-k children

**71%**  
of infants and toddlers eligible for the subsidized Child Care Works program remain unserved

**61%**  
of children under age 5 in Child Care Works are in high-quality care

**53%**  
of child care capacity for children under 5 is high-quality

HOME VISITING

**3%**  
of low-income families who could benefit the most receive evidence-based home visiting services

**210**  
families receive evidence-based home visiting services

Evidence-based home visiting models in this county and receive state funds:

- Child First
- Family Check-Up®
- Healthy Families America
- Nurse-Family Partnership
- Parents as Teachers
- Safecare Augmented®
- ✓ Early Head Start
- Family Connects

**62-71**  
members served in the Medical Assistance Maternal Home Visiting Program

K-12 EDUCATION

More than **107,800** enrolled students in **16** school district(s) within the county

**34%**  
of school district students are economically disadvantaged

**59%**  
of 3rd graders score proficient or advanced in English Language Arts as measured by the Pennsylvania System of School Assessment (PSSA)

**25%**  
of 8th graders score proficient or advanced in math as measured by the PSSA

**4,024**  
students enrolled in career and technical education

PERINATAL AND CHILDREN'S HEALTH

**2%**  
of children under 19 have no health insurance

**34%**  
of all children in the county are enrolled in Medicaid or CHIP coverage

**2,911**  
children in the county enrolled in health coverage through Pennie™, the state's health insurance marketplace

**2,417**  
infants and toddlers receive services through Early Intervention Part C

**62%**  
of eligible infants, young children and women participate in the Pennsylvania WIC program

Definitions and data sources can be found at [papartnerships.org/report/state-of-the-child-2023](http://papartnerships.org/report/state-of-the-child-2023)