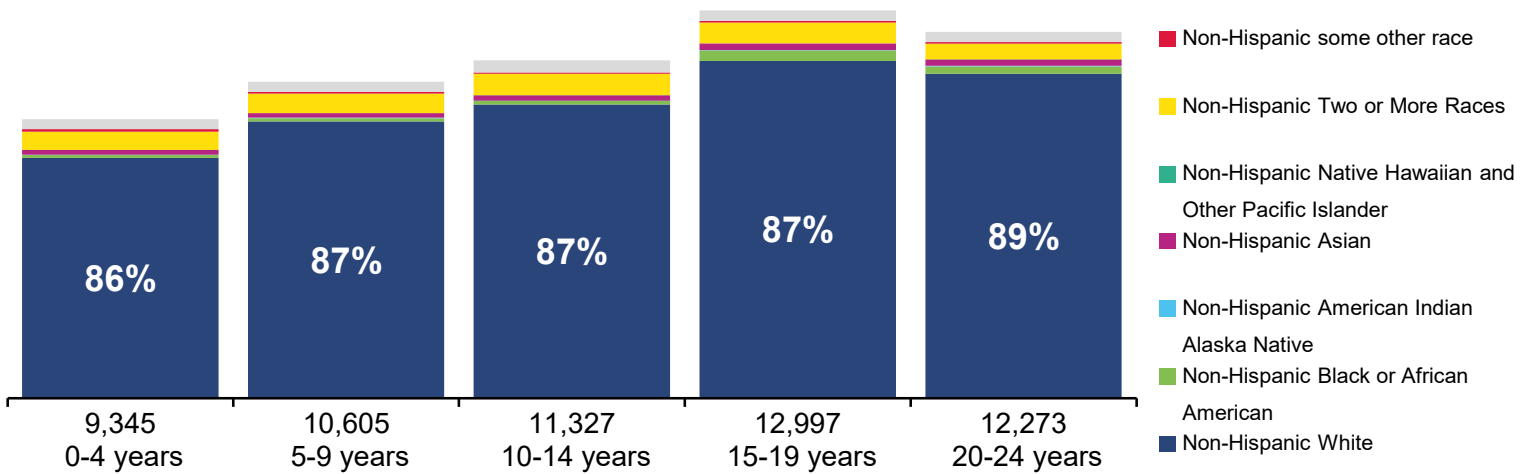


# 2023 STATE OF THE CHILD - BUTLER

## Population Diversity (2020 Census)

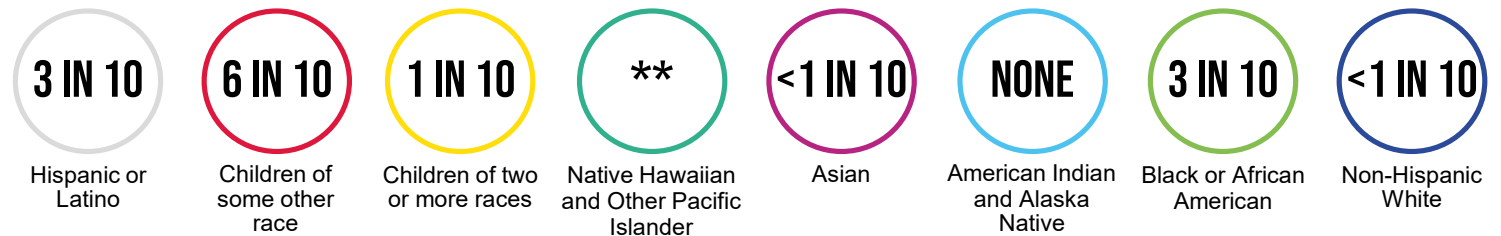


**20%**  
of the county's population is  
**CHILDREN**

**38,438**  
citizens are  
**CHILDREN UNDER 18 YEARS**

**18,109**  
citizens are  
**18-24 YEARS**

## Children Living in Poverty (<100% FPL)



\*\* No child population of this race exists in the county.

**1 IN 13** (2,870)  
**CHILDREN**  
under 18 live in **POVERTY**

**21%**  
**CHILDREN**  
under 18 are **LOW-INCOME** (<200%)

**21%**  
**YOUNG ADULTS**  
18-24 live in **POVERTY**

**1 IN 3** (4,890)  
**YOUNG ADULTS**  
18-24 are **LOW-INCOME**

**Households with Children**  
**27%**

**Median Income of Households with Children**

Married Couple	Single Father	Single Mother
\$143,500	\$65,800	\$38,400

**Unemployment Rate**  
**3.9%**

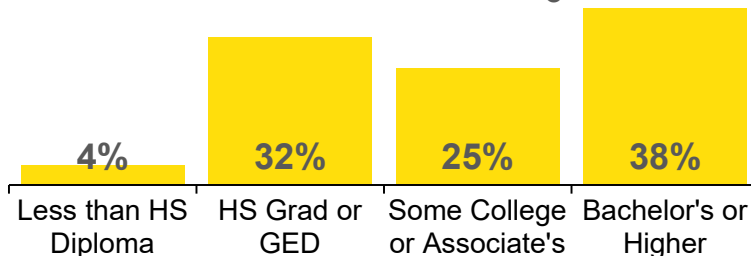
**Children Experiencing Homelessness**

**506**

**Children Under 6 with All Caregivers in Labor Force**

**73%**

## Educational Attainment (25+)



**Children in Households Receiving Public Assistance**

**13%**

**Households with High Housing Cost Burden**

**21%**

CHILD WELFARE

**BLACK CHILDREN** have disproportionately higher rates of CPS referrals

**BLACK CHILDREN** have disproportionately higher substantiation rates

**WHITE CHILDREN AND BLACK CHILDREN** have disproportionately higher rates of valid GPS allegations

**3 IN 5** children and youth in foster care are placed with kin

**3 IN 5** children entering foster care were reunified with their parents or kin within 12 months

EARLY CARE AND EDUCATION

**447** children enrolled in publicly funded, high-quality pre-k; yet **1,113** eligible children remain unserved

**56** more classrooms are needed to serve all eligible pre-k children

**90%** of infants and toddlers eligible for the subsidized Child Care Works program remain unserved

**44%** of children under age 5 in Child Care Works are in high-quality care

**37%** of child care capacity for children under 5 is high-quality

HOME VISITING

**5%** of low-income families who could benefit the most receive evidence-based home visiting services

**138** families receive evidence-based home visiting services

Evidence-based home visiting models in this county and receive state funds:

- Child First
- Family Check-Up®
- Healthy Families America
- Nurse-Family Partnership
- Parents as Teachers
- Safecare Augmented®
- ✓ Early Head Start
- Family Connects

**1-10** members served in the Medical Assistance Maternal Home Visiting Program

K-12 EDUCATION

More than **25,780** enrolled students in **9** school district(s) within the county

**31%** of school district students are economically disadvantaged

**69%** of 3rd graders score proficient or advanced in English Language Arts as measured by the Pennsylvania System of School Assessment (PSSA)

**25%** of 8th graders score proficient or advanced in math as measured by the PSSA

**1,129** students enrolled in career and technical education

PERINATAL AND CHILDREN'S HEALTH

**1%** of children under 19 have no health insurance

**30%** of all children in the county are enrolled in Medicaid or CHIP coverage

**610** children in the county enrolled in health coverage through Pennie™, the state's health insurance marketplace

**710** infants and toddlers receive services through Early Intervention Part C

**49%** of eligible infants, young children and women participate in the Pennsylvania WIC program

Definitions and data sources can be found at [papartnerships.org/report/state-of-the-child-2023](http://papartnerships.org/report/state-of-the-child-2023)

717-236-5680 | [www.papartnerships.org](http://www.papartnerships.org)