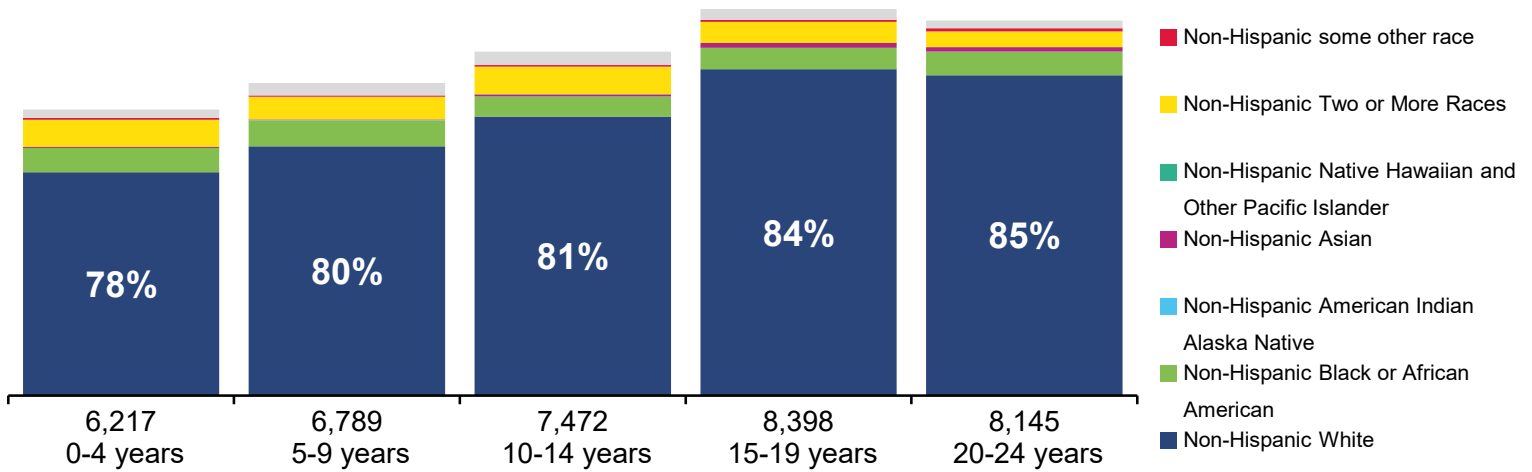


2023 STATE OF THE CHILD - CAMBRIA

Population Diversity (2020 Census)



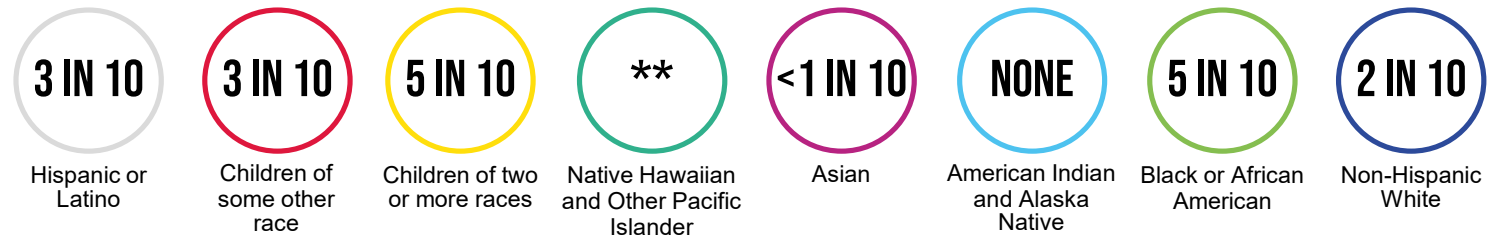
- Hispanic or Latino
- Non-Hispanic some other race
- Non-Hispanic Two or More Races
- Non-Hispanic Native Hawaiian and Other Pacific Islander
- Non-Hispanic Asian
- Non-Hispanic American Indian Alaska Native
- Non-Hispanic Black or African American
- Non-Hispanic White

19%
of the county's population is
CHILDREN

25,084
citizens are
CHILDREN UNDER 18 YEARS

11,937
citizens are
18-24 YEARS

Children Living in Poverty (<100% FPL)



** No child population of this race exists in the county.

1 IN 5 (5,520)
CHILDREN
under 18 live in **POVERTY**

42%
CHILDREN
under 18 are **LOW-INCOME** (<200%)

18%
YOUNG ADULTS
18-24 live in **POVERTY**

2 IN 5 (3,290)
YOUNG ADULTS
18-24 are **LOW-INCOME**

Households with Children
23%

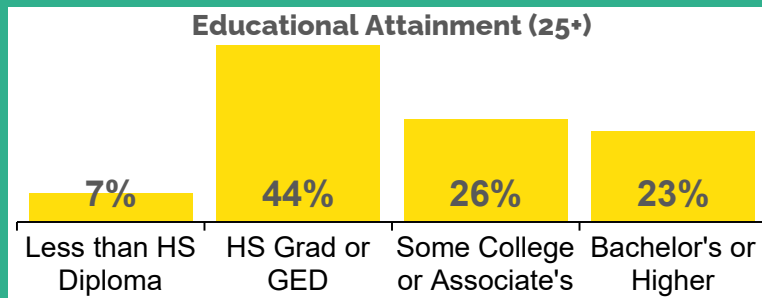
Median Income of Households with Children

Married Couple	Single Father	Single Mother
\$109,000	\$37,800	\$29,900

Unemployment Rate
5.0%

Children Experiencing Homelessness
285

Children Under 6 with All Caregivers in Labor Force
77%



Children in Households Receiving Public Assistance
33%

Households with High Housing Cost Burden
20%

CHILD WELFARE

BLACK CHILDREN have disproportionately higher rates of CPS referrals

BLACK CHILDREN AND CHILDREN OF MULTIPLE RACES have disproportionately higher substantiation rates

BLACK CHILDREN AND CHILDREN OF MULTIPLE RACES have disproportionately higher rates of valid GPS allegations

1 IN 4 children and youth in foster care are placed with kin

<26.4% children entering foster care were reunified with their parents or kin within 12 months

EARLY CARE AND EDUCATION

835 children enrolled in publicly funded, high-quality pre-k; yet **1,255** eligible children remain unserved

63 more classrooms are needed to serve all eligible pre-k children

91% of infants and toddlers eligible for the subsidized Child Care Works program remain unserved

45% of children under age 5 in Child Care Works are in high-quality care

39% of child care capacity for children under 5 is high-quality

HOME VISITING

9% of low-income families who could benefit the most receive evidence-based home visiting services

319 families receive evidence-based home visiting services

Evidence-based home visiting models in this county and receive state funds:

- Child First
- Family Check-Up®
- Healthy Families America
- ✓ Nurse-Family Partnership
- Parents as Teachers
- Safecare Augmented®
- ✓ Early Head Start
- Family Connects

61-70 members served in the Medical Assistance Maternal Home Visiting Program

K-12 EDUCATION

More than **17,550** enrolled students in **14** school district(s) within the county

57% of school district students are economically disadvantaged

53% of 3rd graders score proficient or advanced in English Language Arts as measured by the Pennsylvania System of School Assessment (PSSA)

23% of 8th graders score proficient or advanced in math as measured by the PSSA

1,406 students enrolled in career and technical education

PERINATAL AND CHILDREN'S HEALTH

2% of children under 19 have no health insurance

51% of all children in the county are enrolled in Medicaid or CHIP coverage

249 children in the county enrolled in health coverage through Pennie™, the state's health insurance marketplace

432 infants and toddlers receive services through Early Intervention Part C

69% of eligible infants, young children and women participate in the Pennsylvania WIC program

Definitions and data sources can be found at papartnerships.org/report/state-of-the-child-2023