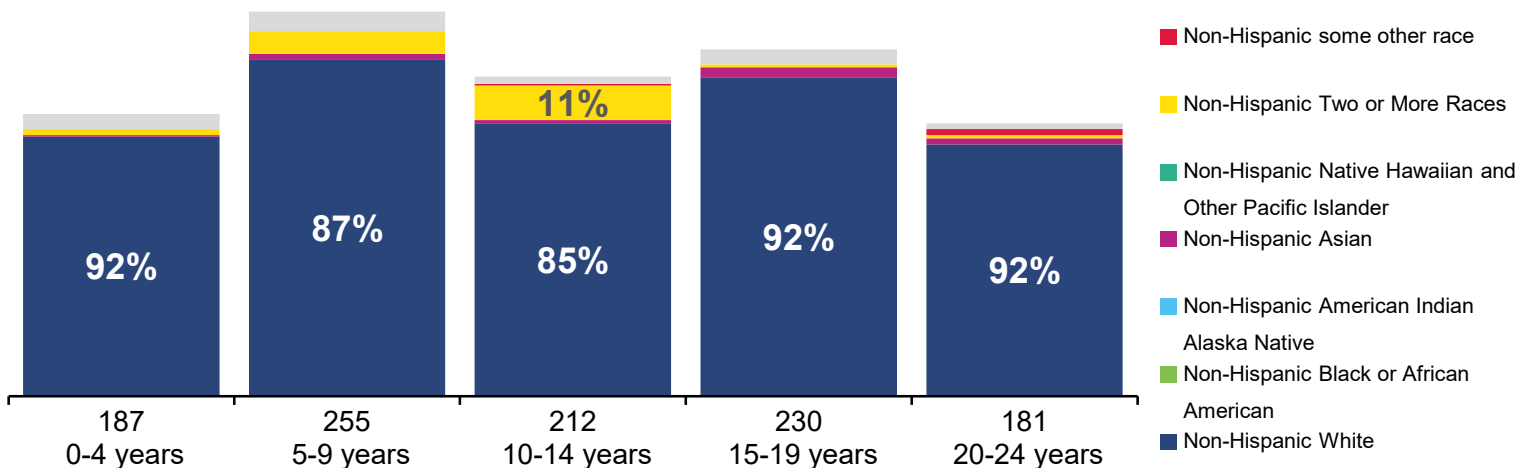


2023 STATE OF THE CHILD - CAMERON

Population Diversity (2020 Census)

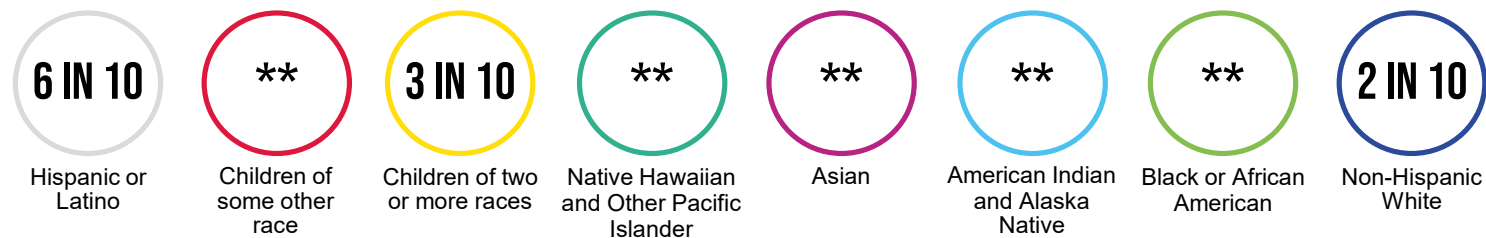


18%
of the county's population is
CHILDREN

796
citizens are
CHILDREN UNDER 18 YEARS

269
citizens are
18-24 YEARS

Children Living in Poverty (<100% FPL)



** No child population of this race exists in the county.

1 IN 5 (160)
CHILDREN
under 18 live in **POVERTY**

63%
CHILDREN
under 18 are **LOW-INCOME** (<200%)

26%
YOUNG ADULTS
18-24 live in **POVERTY**

1 IN 2 (140)
YOUNG ADULTS
18-24 are **LOW-INCOME**

Households with Children
22%

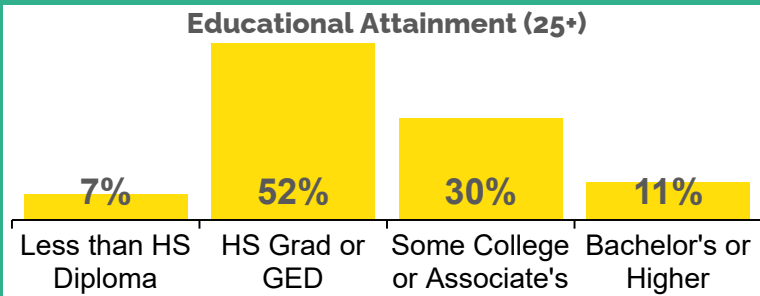
Median Income of Households with Children

Married Couple	Single Father	Single Mother
\$76,600	\$29,900	\$19,800

Unemployment Rate
5.0%

Children Experiencing Homelessness
25

Children Under 6 with All Caregivers in Labor Force
74%



Children in Households Receiving Public Assistance
50%

Households with High Housing Cost Burden
23%

CHILD WELFARE

WHITE CHILDREN have disproportionately higher rates of CPS referrals, including substantiations and valid GPS allegations

15
children and youth served in the foster care system

1-10
children and youth in foster care placed in congregate care settings

1-10
children and youth in foster care are placed with kin

1-10
children entering foster care were reunified with their parents or kin within 12 months

EARLY CARE AND EDUCATION

36
children enrolled in publicly funded, high-quality pre-k; yet
34
eligible children remain unserved

2
more classrooms are needed to serve all eligible pre-k children

>85.7%
of infants and toddlers eligible for the subsidized Child Care Works program remain unserved

<90.9%
of children under age 5 in Child Care Works are in high-quality care

92%
of child care capacity for children under 5 is high-quality

HOME VISITING

30%
of low-income families who could benefit the most receive evidence-based home visiting services

69
families receive evidence-based home visiting services

Evidence-based home visiting models in this county and receive state funds:

- Child First
- Family Check-Up®
- Healthy Families America
- Nurse-Family Partnership
- ✓ Parents as Teachers
- Safecare Augmented®

- Early Head Start
- Family Connects

1-10
members served in the Medical Assistance Maternal Home Visiting Program

K-12 EDUCATION

More than
530
enrolled students in
1
school district(s) within the county

66%
of school district students are economically disadvantaged

58%
of 3rd graders score proficient or advanced in English Language Arts as measured by the Pennsylvania System of School Assessment (PSSA)

21%
of 8th graders score proficient or advanced in math as measured by the PSSA

5
students enrolled in career and technical education

PERINATAL AND CHILDREN'S HEALTH

0%
of children under 19 have no health insurance

64%
of all children in the county are enrolled in Medicaid or CHIP coverage

7
children in the county enrolled in health coverage through Pennie™, the state's health insurance marketplace

64
infants and toddlers receive services through Early Intervention Part C

28%
of eligible infants, young children and women participate in the Pennsylvania WIC program