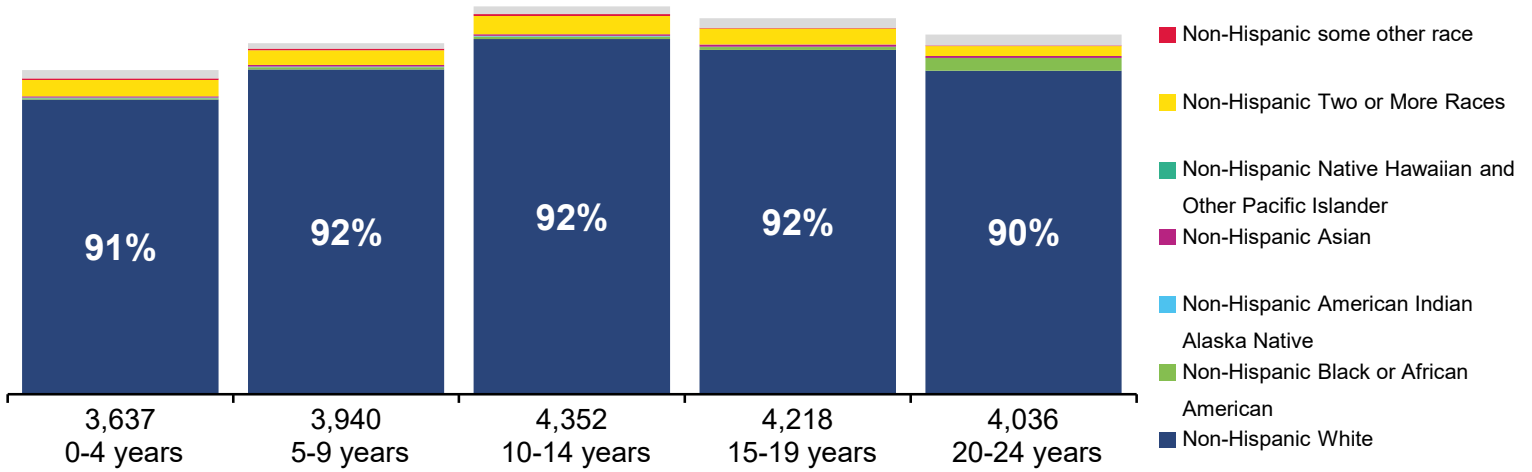


2023 STATE OF THE CHILD - CLEARFIELD

Population Diversity (2020 Census)

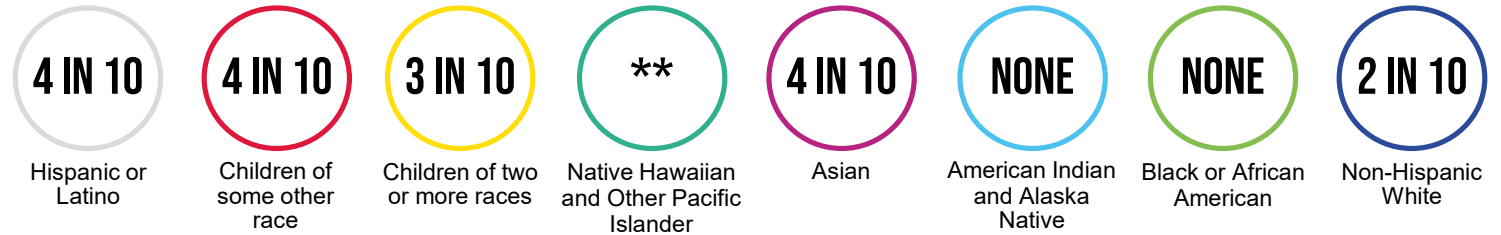


18%
of the county's population is
CHILDREN

14,614
citizens are
CHILDREN UNDER 18 YEARS

5,569
citizens are
18-24 YEARS

Children Living in Poverty (<100% FPL)



** No child population of this race exists in the county.

1 IN 5 (2,910)
CHILDREN
under 18 live in **POVERTY**

46%
CHILDREN
under 18 are **LOW-INCOME** (<200%)

14%
YOUNG ADULTS
18-24 live in **POVERTY**

1 IN 3 (1,770)
YOUNG ADULTS
18-24 are **LOW-INCOME**

Households with Children
26%

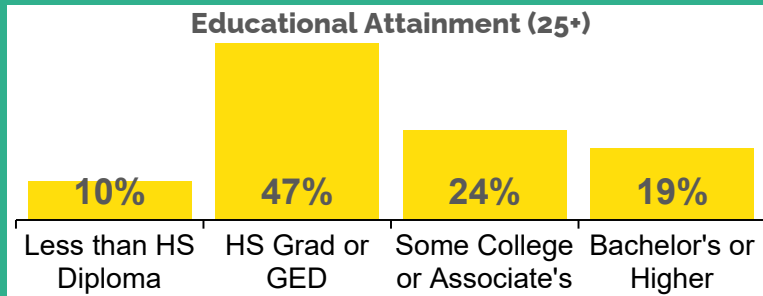
Median Income of Households with Children

Married Couple	Single Father	Single Mother
\$89,600	\$51,000	\$26,500

Unemployment Rate
5.1%

Children Experiencing Homelessness
257

Children Under 6 with All Caregivers in Labor Force
68%



Children in Households Receiving Public Assistance
32%

Households with High Housing Cost Burden
21%

CHILD WELFARE

WHITE CHILDREN have disproportionately higher rates of CPS referrals

WHITE CHILDREN have disproportionately higher substantiation rates

BLACK CHILDREN AND HISPANIC CHILDREN have disproportionately higher rates of valid GPS allegations

1 IN 3 children and youth in foster care are placed with kin

2 IN 5 children entering foster care were reunified with their parents or kin within 12 months

EARLY CARE AND EDUCATION

709 children enrolled in publicly funded, high-quality pre-k; yet **481** eligible children remain unserved

24 more classrooms are needed to serve all eligible pre-k children

90% of infants and toddlers eligible for the subsidized Child Care Works program remain unserved

62% of children under age 5 in Child Care Works are in high-quality care

37% of child care capacity for children under 5 is high-quality

HOME VISITING

25% of low-income families who could benefit the most receive evidence-based home visiting services

572 families receive evidence-based home visiting services

Evidence-based home visiting models in this county and receive state funds:

- Child First
- Family Check-Up®
- Healthy Families America
- ✓ Nurse-Family Partnership
- ✓ Parents as Teachers
- Safecare Augmented®
- ✓ Early Head Start
- Family Connects

30-39 members served in the Medical Assistance Maternal Home Visiting Program

K-12 EDUCATION

More than **11,400** enrolled students in **9** school district(s) within the county

56% of school district students are economically disadvantaged

58% of 3rd graders score proficient or advanced in English Language Arts as measured by the Pennsylvania System of School Assessment (PSSA)

19% of 8th graders score proficient or advanced in math as measured by the PSSA

698 students enrolled in career and technical education

PERINATAL AND CHILDREN'S HEALTH

4% of children under 19 have no health insurance

53% of all children in the county are enrolled in Medicaid or CHIP coverage

150 children in the county enrolled in health coverage through Pennie™, the state's health insurance marketplace

147 infants and toddlers receive services through Early Intervention Part C

61% of eligible infants, young children and women participate in the Pennsylvania WIC program