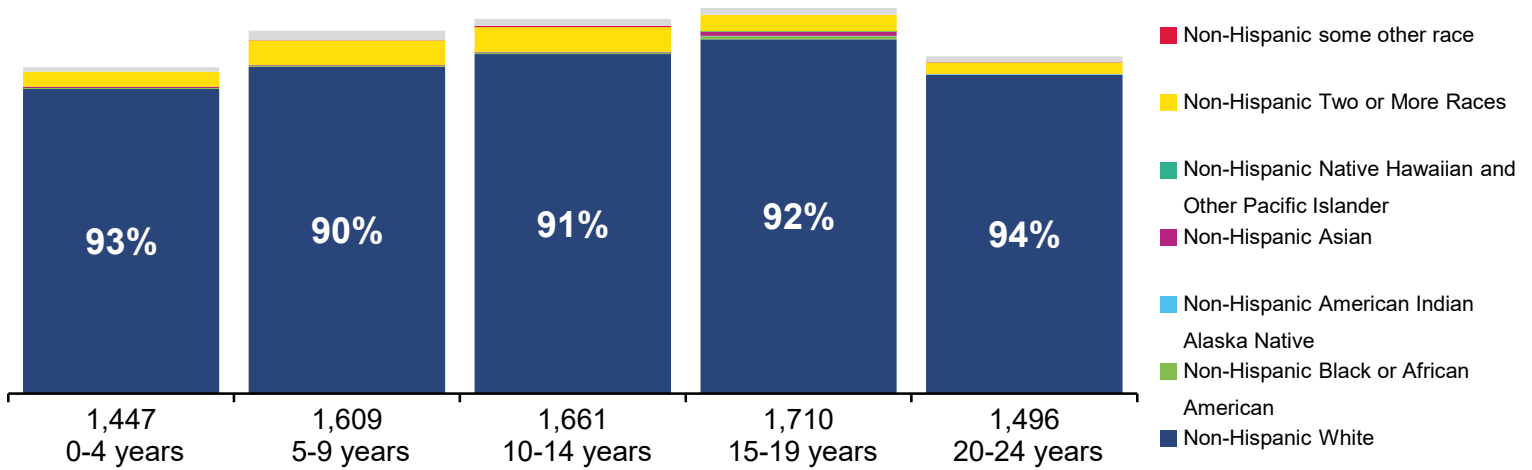


# 2023 STATE OF THE CHILD - ELK

## Population Diversity (2020 Census)



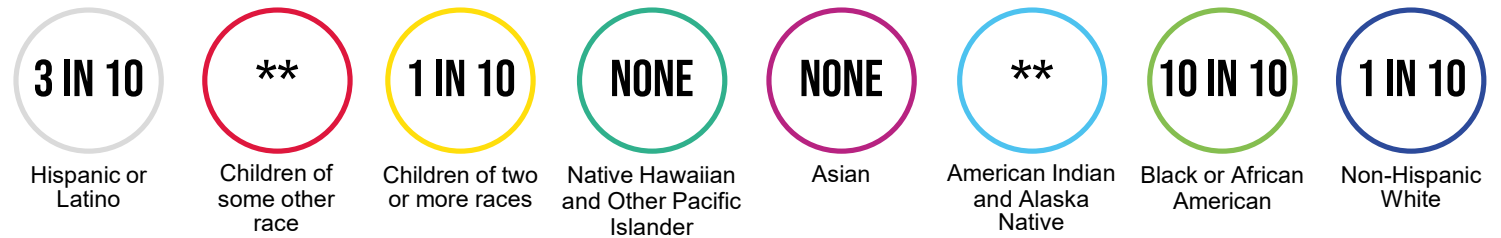
- Hispanic or Latino
- Non-Hispanic some other race
- Non-Hispanic Two or More Races
- Non-Hispanic Native Hawaiian and Other Pacific Islander
- Non-Hispanic Asian
- Non-Hispanic American Indian Alaska Native
- Non-Hispanic Black or African American
- Non-Hispanic White

**19%**  
of the county's population is  
**CHILDREN**

**5,761**  
citizens are  
**CHILDREN UNDER 18 YEARS**

**2,162**  
citizens are  
**18-24 YEARS**

## Children Living in Poverty (<100% FPL)



\*\* No child population of this race exists in the county.

**1 IN 8** (690)  
**CHILDREN**  
under 18 live in **POVERTY**

**37%**  
**CHILDREN**  
under 18 are **LOW-INCOME** (<200%)

**15%**  
**YOUNG ADULTS**  
18-24 live in **POVERTY**

**1 IN 4** (580)  
**YOUNG ADULTS**  
18-24 are **LOW-INCOME**

**Households with Children**  
**20%**

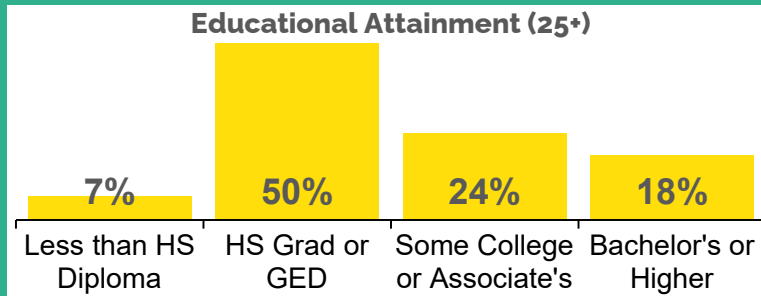
**Median Income of Households with Children**

Married Couple	Single Father	Single Mother
\$102,200	\$45,300	\$41,400

**Unemployment Rate**  
**4.8%**

**Children Experiencing Homelessness**  
**98**

**Children Under 6 with All Caregivers in Labor Force**  
**87%**



**Children in Households Receiving Public Assistance**  
**29%**

**Households with High Housing Cost Burden**  
**17%**

CHILD WELFARE

**WHITE CHILDREN AND BLACK CHILDREN** have disproportionately higher rates of CPS referrals

**WHITE CHILDREN AND HISPANIC CHILDREN** have disproportionately higher substantiation rates

**WHITE CHILDREN, BLACK CHILDREN AND HISPANIC CHILDREN** have disproportionately higher rates of valid GPS allegations

**1 IN 2** children and youth in foster care are placed with kin

**<83.4%** children entering foster care were reunified with their parents or kin within 12 months

EARLY CARE AND EDUCATION

**155** children enrolled in publicly funded, high-quality pre-k; yet **275** eligible children remain unserved

**14** more classrooms are needed to serve all eligible pre-k children

**95%** of infants and toddlers eligible for the subsidized Child Care Works program remain unserved

**39%** of children under age 5 in Child Care Works are in high-quality care

**66%** of child care capacity for children under 5 is high-quality

HOME VISITING

**0%** of low-income families who could benefit the most receive evidence-based home visiting services

**0** families receive evidence-based home visiting services

Evidence-based home visiting models in this county and receive state funds:

- Child First
- Early Head Start
- Family Check-Up®
- Family Connects
- Healthy Families America
- Nurse-Family Partnership
- Parents as Teachers
- Safecare Augmented®

**13** members served in the Medical Assistance Maternal Home Visiting Program

K-12 EDUCATION

More than **5,440** enrolled students in **6** school district(s) within the county

**52%** of school district students are economically disadvantaged

**58%** of 3rd graders score proficient or advanced in English Language Arts as measured by the Pennsylvania System of School Assessment (PSSA)

**26%** of 8th graders score proficient or advanced in math as measured by the PSSA

**252** students enrolled in career and technical education

PERINATAL AND CHILDREN'S HEALTH

**0%** of children under 19 have no health insurance

**48%** of all children in the county are enrolled in Medicaid or CHIP coverage

**47** children in the county enrolled in health coverage through Pennie™, the state's health insurance marketplace

**47** infants and toddlers receive services through Early Intervention Part C

**51%** of eligible infants, young children and women participate in the Pennsylvania WIC program

Definitions and data sources can be found at [papartnerships.org/report/state-of-the-child-2023](http://papartnerships.org/report/state-of-the-child-2023)