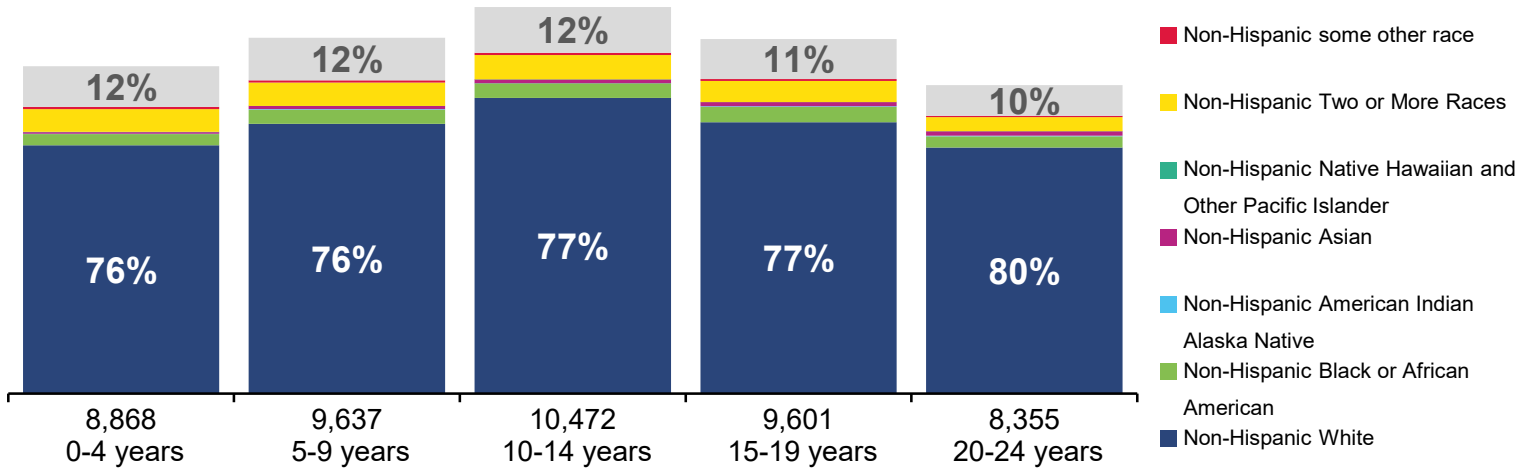


2023 STATE OF THE CHILD - FRANKLIN

Population Diversity (2020 Census)

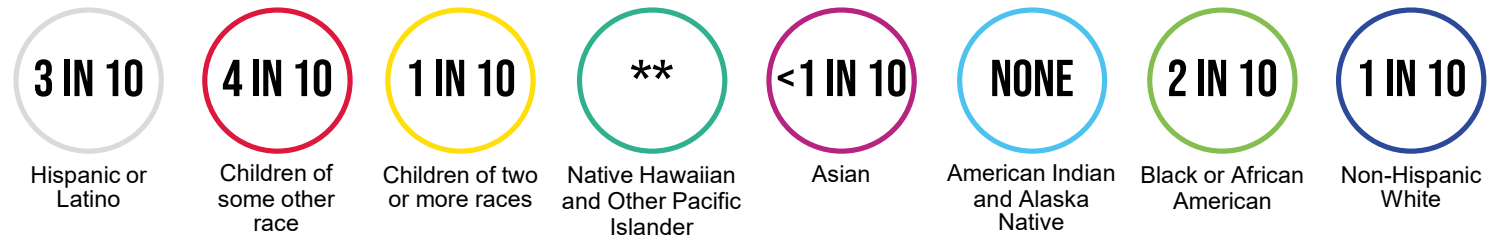


22%
of the county's population is
CHILDREN

34,968
citizens are
CHILDREN UNDER 18 YEARS

11,965
citizens are
18-24 YEARS

Children Living in Poverty (<100% FPL)



** No child population of this race exists in the county.

1 IN 7 (4,920)
CHILDREN
under 18 live in **POVERTY**

39%
CHILDREN
under 18 are **LOW-INCOME** (<200%)

8%
YOUNG ADULTS
18-24 live in **POVERTY**

1 IN 4 (2,660)
YOUNG ADULTS
18-24 are **LOW-INCOME**

Households with Children
30%

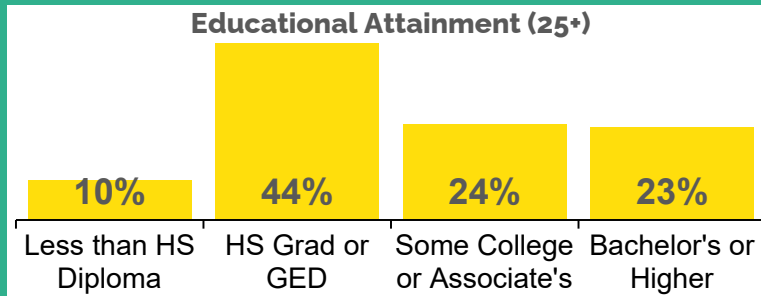
Median Income of Households with Children

Married Couple	Single Father	Single Mother
\$108,300	\$51,600	\$36,500

Unemployment Rate
3.4%

Children Experiencing Homelessness
370

Children Under 6 with All Caregivers in Labor Force
65%



Children in Households Receiving Public Assistance
24%

Households with High Housing Cost Burden
23%

CHILD WELFARE

BLACK CHILDREN have disproportionately higher rates of CPS referrals

WHITE CHILDREN AND BLACK CHILDREN have disproportionately higher substantiation rates

BLACK CHILDREN have disproportionately higher rates of valid GPS allegations

1 IN 6 children and youth in foster care are placed with kin

2 IN 5 children entering foster care were reunified with their parents or kin within 12 months

EARLY CARE AND EDUCATION

779 children enrolled in publicly funded, high-quality pre-k; yet **1,931** eligible children remain unserved

97 more classrooms are needed to serve all eligible pre-k children

94% of infants and toddlers eligible for the subsidized Child Care Works program remain unserved

19% of children under age 5 in Child Care Works are in high-quality care

25% of child care capacity for children under 5 is high-quality

HOME VISITING

3% of low-income families who could benefit the most receive evidence-based home visiting services

129 families receive evidence-based home visiting services

Evidence-based home visiting models in this county and receive state funds:

- Child First
- Family Check-Up®
- Healthy Families America
- ✓ Nurse-Family Partnership
- Parents as Teachers
- Safecare Augmented®
- ✓ Early Head Start
- Family Connects

1-10 members served in the Medical Assistance Maternal Home Visiting Program

K-12 EDUCATION

More than **22,780** enrolled students in **6** school district(s) within the county

55% of school district students are economically disadvantaged

50% of 3rd graders score proficient or advanced in English Language Arts as measured by the Pennsylvania System of School Assessment (PSSA)

24% of 8th graders score proficient or advanced in math as measured by the PSSA

908 students enrolled in career and technical education

PERINATAL AND CHILDREN'S HEALTH

12% of children under 19 have no health insurance

46% of all children in the county are enrolled in Medicaid or CHIP coverage

389 children in the county enrolled in health coverage through Pennie™, the state's health insurance marketplace

258 infants and toddlers receive services through Early Intervention Part C

53% of eligible infants, young children and women participate in the Pennsylvania WIC program

Definitions and data sources can be found at papartnerships.org/report/state-of-the-child-2023