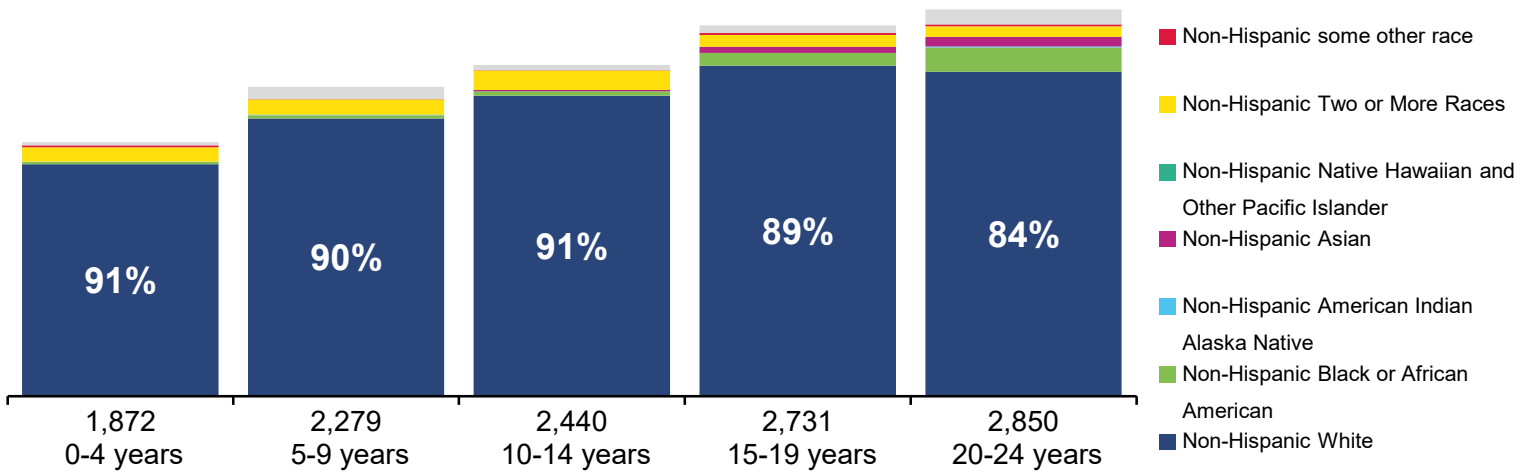


# 2023 STATE OF THE CHILD - HUNTINGDON

## Population Diversity (2020 Census)

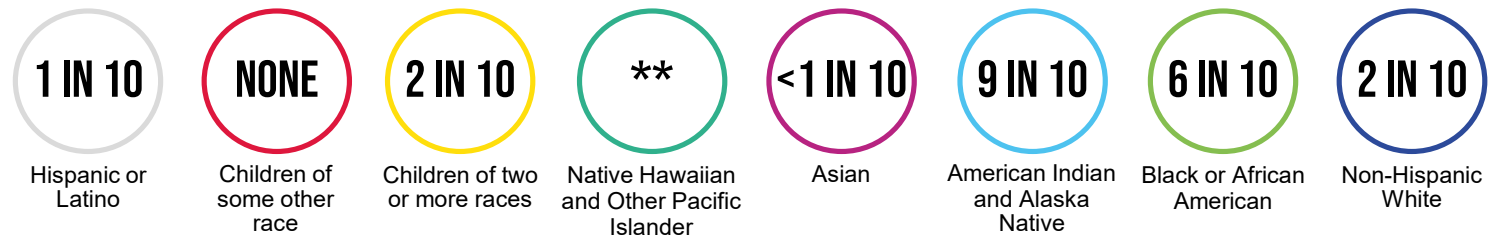


**18%**  
of the county's population is  
**CHILDREN**

**8,017**  
citizens are  
**CHILDREN UNDER 18 YEARS**

**4,155**  
citizens are  
**18-24 YEARS**

## Children Living in Poverty (<100% FPL)



**1 IN 6** (1,340)  
**CHILDREN**  
under 18 live in **POVERTY**

**45%**  
**CHILDREN**  
under 18 are **LOW-INCOME** (<200%)

**9%**  
**YOUNG ADULTS**  
18-24 live in **POVERTY**

**1 IN 4** (760)  
**YOUNG ADULTS**  
18-24 are **LOW-INCOME**

**Households with Children**  
**27%**

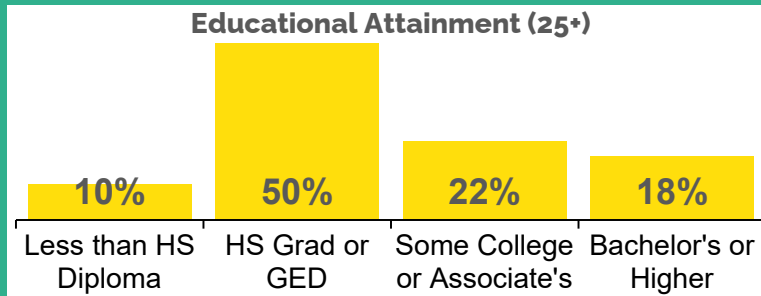
**Median Income of Households with Children**

Married Couple	Single Father	Single Mother
\$104,000	\$41,900	\$25,600

**Unemployment Rate**  
**5.2%**

**Children Experiencing Homelessness**  
**45**

**Children Under 6 with All Caregivers in Labor Force**  
**64%**



**Children in Households Receiving Public Assistance**  
**27%**

**Households with High Housing Cost Burden**  
**21%**

CHILD WELFARE

**BLACK CHILDREN AND HISPANIC CHILDREN** have disproportionately higher rates of CPS referrals

**BLACK CHILDREN, HISPANIC CHILDREN AND CHILDREN OF MULTIPLE RACES** have disproportionately higher substantiation rates

**BLACK CHILDREN, HISPANIC CHILDREN AND CHILDREN OF MULTIPLE RACES** have disproportionately higher rates of valid GPS allegations

**1 IN 3** children and youth in foster care are placed with kin

**2 IN 5** children entering foster care were reunified with their parents or kin within 12 months

EARLY CARE AND EDUCATION

**332** children enrolled in publicly funded, high-quality pre-k; yet **398** eligible children remain unserved

**20** more classrooms are needed to serve all eligible pre-k children

**95%** of infants and toddlers eligible for the subsidized Child Care Works program remain unserved

**57%** of children under age 5 in Child Care Works are in high-quality care

**66%** of child care capacity for children under 5 is high-quality

HOME VISITING

**4%** of low-income families who could benefit the most receive evidence-based home visiting services

**51** families receive evidence-based home visiting services

Evidence-based home visiting models in this county and receive state funds:

- Child First
- Family Check-Up®
- Healthy Families America
- ✓ Nurse-Family Partnership
- Parents as Teachers
- Safecare Augmented®
- Early Head Start
- Family Connects

**13** members served in the Medical Assistance Maternal Home Visiting Program

K-12 EDUCATION

More than **7,330** enrolled students in **6** school district(s) within the county

**61%** of school district students are economically disadvantaged

**49%** of 3rd graders score proficient or advanced in English Language Arts as measured by the Pennsylvania System of School Assessment (PSSA)

**18%** of 8th graders score proficient or advanced in math as measured by the PSSA

**749** students enrolled in career and technical education

PERINATAL AND CHILDREN'S HEALTH

**5%** of children under 19 have no health insurance

**47%** of all children in the county are enrolled in Medicaid or CHIP coverage

**92** children in the county enrolled in health coverage through Pennie™, the state's health insurance marketplace

**55** infants and toddlers receive services through Early Intervention Part C

**66%** of eligible infants, young children and women participate in the Pennsylvania WIC program