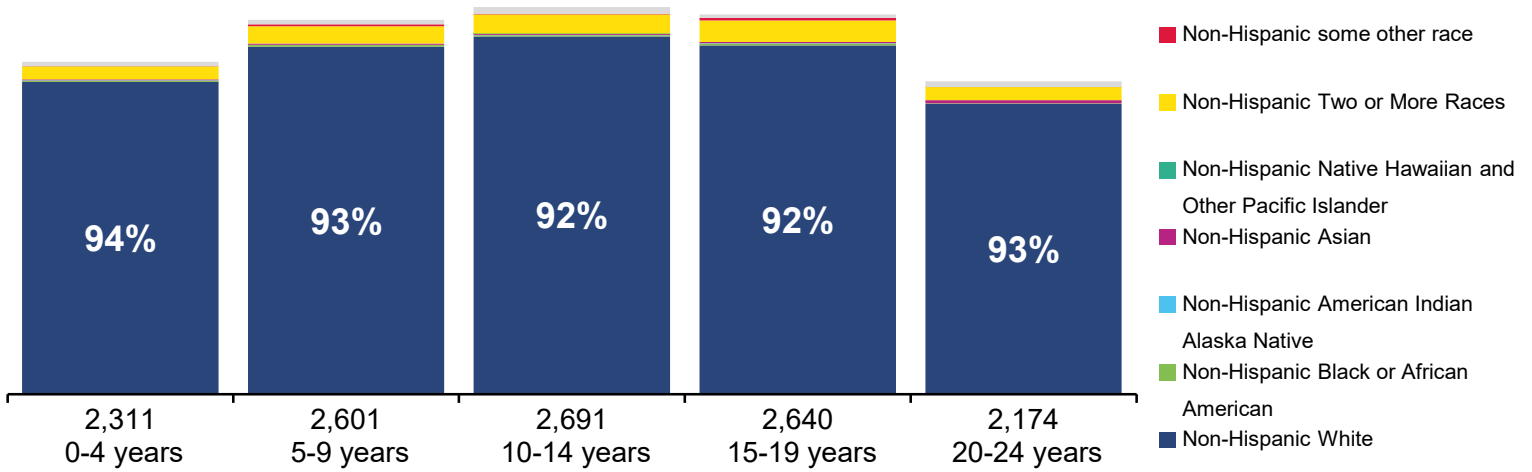


# 2023 STATE OF THE CHILD - JEFFERSON

## Population Diversity (2020 Census)



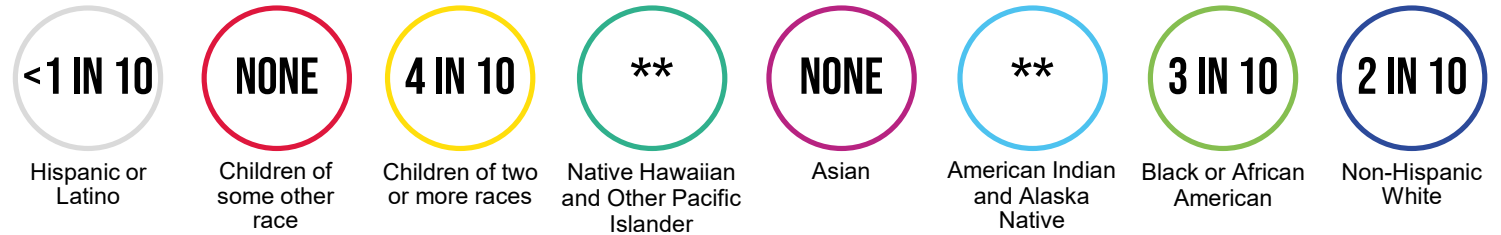
- Hispanic or Latino
- Non-Hispanic some other race
- Non-Hispanic Two or More Races
- Non-Hispanic Native Hawaiian and Other Pacific Islander
- Non-Hispanic Asian
- Non-Hispanic American Indian Alaska Native
- Non-Hispanic Black or African American
- Non-Hispanic White

**21%**  
of the county's population is  
**CHILDREN**

**9,246**  
citizens are  
**CHILDREN UNDER 18 YEARS**

**3,171**  
citizens are  
**18-24 YEARS**

## Children Living in Poverty (<100% FPL)



\*\* No child population of this race exists in the county.

**1 IN 4** (2,140)  
**CHILDREN**  
under 18 live in **POVERTY**

**56%**  
**CHILDREN**  
under 18 are **LOW-INCOME** (<200%)

**16%**  
**YOUNG ADULTS**  
18-24 live in **POVERTY**

**1 IN 3** (1,100)  
**YOUNG ADULTS**  
18-24 are **LOW-INCOME**

**Households with Children**  
**25%**

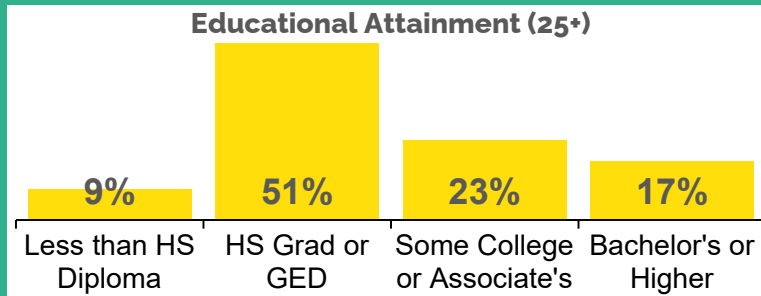
**Median Income of Households with Children**

Married Couple	Single Father	Single Mother
\$87,500	\$42,800	\$29,300

**Unemployment Rate**  
**4.6%**

**Children Experiencing Homelessness**  
**118**

**Children Under 6 with All Caregivers in Labor Force**  
**62%**



**Children in Households Receiving Public Assistance**  
**26%**

**Households with High Housing Cost Burden**  
**20%**

CHILD WELFARE

**BLACK CHILDREN AND CHILDREN OF MULTIPLE RACES** have disproportionately higher rates of CPS referrals

**WHITE CHILDREN AND BLACK CHILDREN** have disproportionately higher substantiation rates

**BLACK CHILDREN, HISPANIC CHILDREN AND CHILDREN OF MULTIPLE RACES** have disproportionately higher rates of valid GPS allegations

**2 IN 5** children and youth in foster care are placed with kin

**1 IN 3** children entering foster care were reunified with their parents or kin within 12 months

EARLY CARE AND EDUCATION

**271** children enrolled in publicly funded, high-quality pre-k; yet **489** eligible children remain unserved

**24** more classrooms are needed to serve all eligible pre-k children

**96%** of infants and toddlers eligible for the subsidized Child Care Works program remain unserved

**40%** of children under age 5 in Child Care Works are in high-quality care

**24%** of child care capacity for children under 5 is high-quality

HOME VISITING

**14%** of low-income families who could benefit the most receive evidence-based home visiting services

**258** families receive evidence-based home visiting services

Evidence-based home visiting models in this county and receive state funds:

- Child First
- Family Check-Up®
- Healthy Families America
- ✓ Nurse-Family Partnership
- ✓ Parents as Teachers
- Safecare Augmented®
- ✓ Early Head Start
- Family Connects

**30** members served in the Medical Assistance Maternal Home Visiting Program

K-12 EDUCATION

More than **8,250** enrolled students in **5** school district(s) within the county

**57%** of school district students are economically disadvantaged

**58%** of 3rd graders score proficient or advanced in English Language Arts as measured by the Pennsylvania System of School Assessment (PSSA)

**23%** of 8th graders score proficient or advanced in math as measured by the PSSA

**607** students enrolled in career and technical education

PERINATAL AND CHILDREN'S HEALTH

**12%** of children under 19 have no health insurance

**48%** of all children in the county are enrolled in Medicaid or CHIP coverage

**106** children in the county enrolled in health coverage through Pennie™, the state's health insurance marketplace

**151** infants and toddlers receive services through Early Intervention Part C

**43%** of eligible infants, young children and women participate in the Pennsylvania WIC program

Definitions and data sources can be found at [papartnerships.org/report/state-of-the-child-2023](http://papartnerships.org/report/state-of-the-child-2023)

717-236-5680 | [www.papartnerships.org](http://www.papartnerships.org)