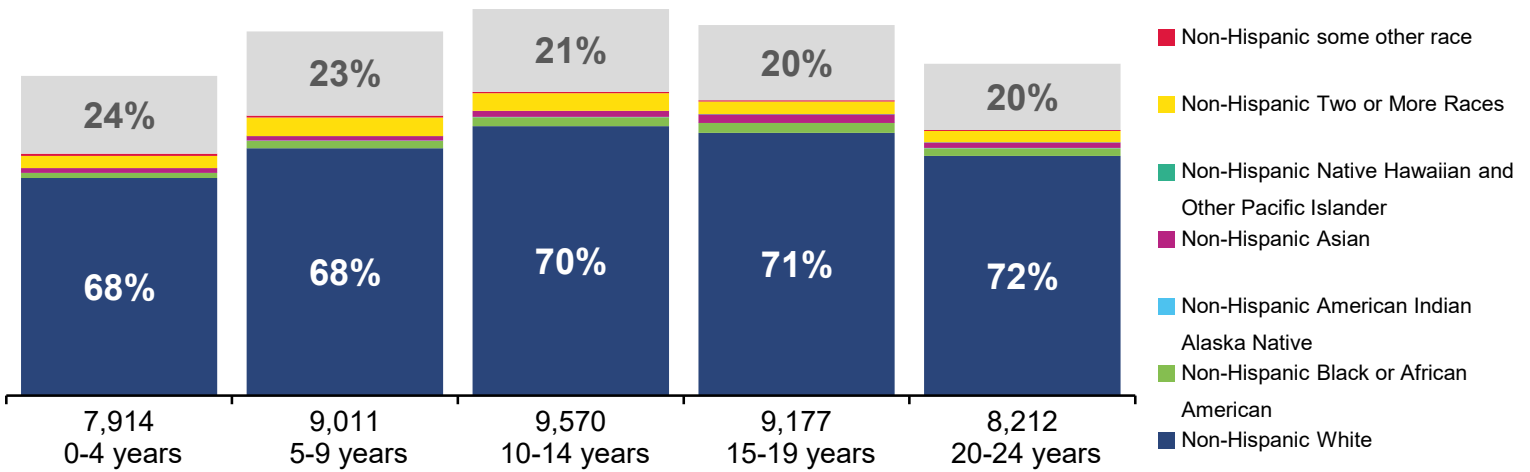


2023 STATE OF THE CHILD - LEBANON

Population Diversity (2020 Census)




22%
of the county's population is
CHILDREN

32,023
citizens are
CHILDREN UNDER 18 YEARS

11,861
citizens are
18-24 YEARS

Children Living in Poverty (<100% FPL)



** No child population of this race exists in the county.

1 IN 6 (5,180)
CHILDREN
under 18 live in **POVERTY**

39%
CHILDREN
under 18 are **LOW-INCOME** (<200%)

14%
YOUNG ADULTS
18-24 live in **POVERTY**

1 IN 3 (3,480)
YOUNG ADULTS
18-24 are **LOW-INCOME**

Households with Children
29%

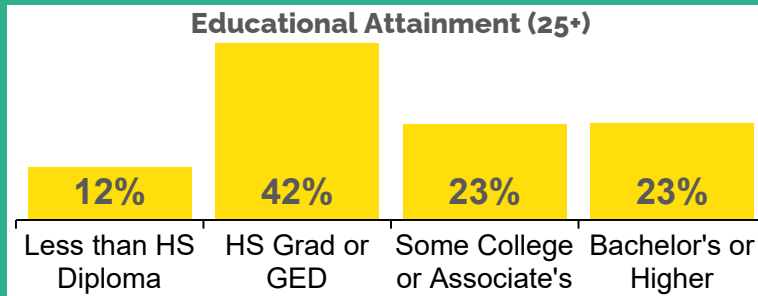
Median Income of Households with Children

Married Couple	Single Father	Single Mother
\$114,800	\$54,800	\$33,700

Unemployment Rate
3.5%

Children Experiencing Homelessness
663

Children Under 6 with All Caregivers in Labor Force
62%



Children in Households Receiving Public Assistance
25%

Households with High Housing Cost Burden
26%

CHILD WELFARE

BLACK CHILDREN AND HISPANIC CHILDREN have disproportionately higher rates of CPS referrals, including substantiations and valid GPS allegations

183
children and youth served in the foster care system

1 IN 5
children and youth in foster care placed in congregate care settings

1 IN 5
children and youth in foster care are placed with kin

<17.0%
children entering foster care were reunified with their parents or kin within 12 months

EARLY CARE AND EDUCATION

576
children enrolled in publicly funded, high-quality pre-k; yet **1,674** eligible children remain unserved

84
more classrooms are needed to serve all eligible pre-k children

91%
of infants and toddlers eligible for the subsidized Child Care Works program remain unserved

59%
of children under age 5 in Child Care Works are in high-quality care

63%
of child care capacity for children under 5 is high-quality

HOME VISITING

6%
of low-income families who could benefit the most receive evidence-based home visiting services

279
families receive evidence-based home visiting services

Evidence-based home visiting models in this county and receive state funds:

- Child First
- Family Check-Up®
- Healthy Families America
- ✓ Nurse-Family Partnership
- Parents as Teachers
- Safecare Augmented®
- ✓ Early Head Start
- Family Connects

2-20
members served in the Medical Assistance Maternal Home Visiting Program

K-12 EDUCATION

More than **19,520** enrolled students in **6** school district(s) within the county

50%
of school district students are economically disadvantaged

50%
of 3rd graders score proficient or advanced in English Language Arts as measured by the Pennsylvania System of School Assessment (PSSA)

23%
of 8th graders score proficient or advanced in math as measured by the PSSA

850
students enrolled in career and technical education

PERINATAL AND CHILDREN'S HEALTH

13%
of children under 19 have no health insurance

46%
of all children in the county are enrolled in Medicaid or CHIP coverage

350
children in the county enrolled in health coverage through Pennie™, the state's health insurance marketplace

363
infants and toddlers receive services through Early Intervention Part C

53%
of eligible infants, young children and women participate in the Pennsylvania WIC program

Definitions and data sources can be found at papartnerships.org/report/state-of-the-child-2023