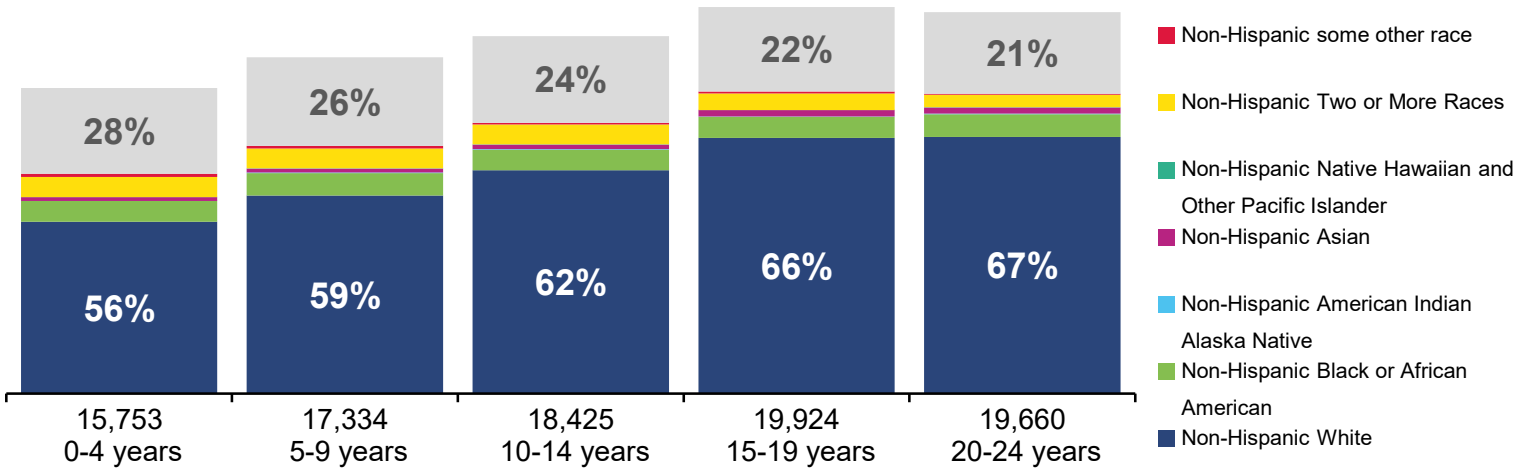


# 2023 STATE OF THE CHILD - LUZERNE

## Population Diversity (2020 Census)

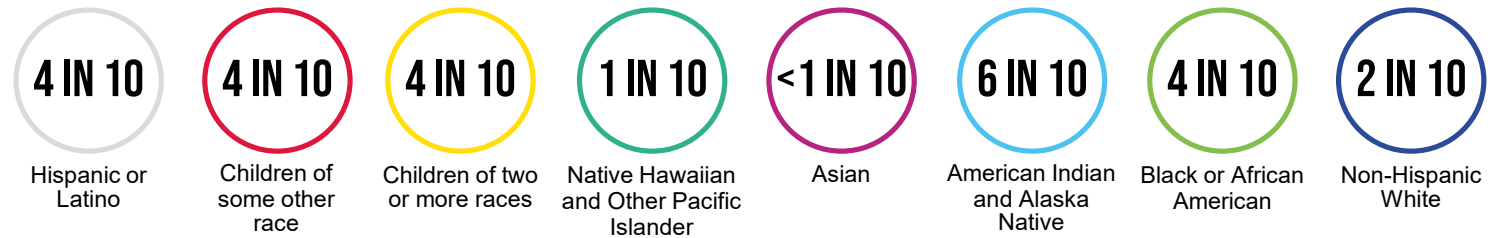


**19%**  
of the county's population is  
**CHILDREN**

**63,139**  
citizens are  
**CHILDREN UNDER 18 YEARS**

**27,957**  
citizens are  
**18-24 YEARS**

## Children Living in Poverty (<100% FPL)



**1 IN 4** (15,970)  
**CHILDREN**  
under 18 live in **POVERTY**

**49%**  
**CHILDREN**  
under 18 are **LOW-INCOME** (<200%)

**19%**  
**YOUNG ADULTS**  
18-24 live in **POVERTY**

**2 IN 5** (9,780)  
**YOUNG ADULTS**  
18-24 are **LOW-INCOME**

**Households with Children**  
**27%**

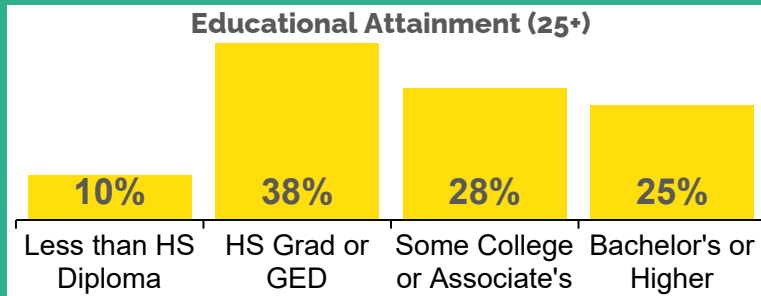
**Median Income of Households with Children**

Household Type	Median Income
MARRIED COUPLE	\$102,800
SINGLE FATHER	\$45,100
SINGLE MOTHER	\$30,000

**Unemployment Rate**  
**5.5%**

**Children Experiencing Homelessness**  
**987**

**Children Under 6 with All Caregivers in Labor Force**  
**75%**



**Children in Households Receiving Public Assistance**  
**40%**

**Households with High Housing Cost Burden**  
**26%**

CHILD WELFARE

**BLACK CHILDREN AND CHILDREN OF MULTIPLE RACES** have disproportionately higher rates of CPS referrals

**BLACK CHILDREN AND HISPANIC CHILDREN** have disproportionately higher substantiation rates

**BLACK CHILDREN AND CHILDREN OF MULTIPLE RACES** have disproportionately higher rates of valid GPS allegations

**1 IN 2** children and youth in foster care are placed with kin

**1 IN 2** children entering foster care were reunified with their parents or kin within 12 months

EARLY CARE AND EDUCATION

**1,769** children enrolled in publicly funded, high-quality pre-k; yet **2,901** eligible children remain unserved

**145** more classrooms are needed to serve all eligible pre-k children

**83%** of infants and toddlers eligible for the subsidized Child Care Works program remain unserved

**42%** of children under age 5 in Child Care Works are in high-quality care

**49%** of child care capacity for children under 5 is high-quality

HOME VISITING

**6%** of low-income families who could benefit the most receive evidence-based home visiting services

**697** families receive evidence-based home visiting services

Evidence-based home visiting models in this county and receive state funds:

- Child First
- Family Check-Up®
- Healthy Families America
- ✓ Nurse-Family Partnership
- ✓ Parents as Teachers
- ✓ Safecare Augmented®
- ✓ Early Head Start
- Family Connects

**1-10** members served in the Medical Assistance Maternal Home Visiting Program

K-12 EDUCATION

More than **45,120** enrolled students in **12** school district(s) within the county

**60%** of school district students are economically disadvantaged

**41%** of 3rd graders score proficient or advanced in English Language Arts as measured by the Pennsylvania System of School Assessment (PSSA)

**11%** of 8th graders score proficient or advanced in math as measured by the PSSA

**1,905** students enrolled in career and technical education

PERINATAL AND CHILDREN'S HEALTH

**4%** of children under 19 have no health insurance

**66%** of all children in the county are enrolled in Medicaid or CHIP coverage

**550** children in the county enrolled in health coverage through Pennie™, the state's health insurance marketplace

**359** infants and toddlers receive services through Early Intervention Part C

**75%** of eligible infants, young children and women participate in the Pennsylvania WIC program

Definitions and data sources can be found at [papartnerships.org/report/state-of-the-child-2023](http://papartnerships.org/report/state-of-the-child-2023)

717-236-5680 | [www.papartnerships.org](http://www.papartnerships.org)