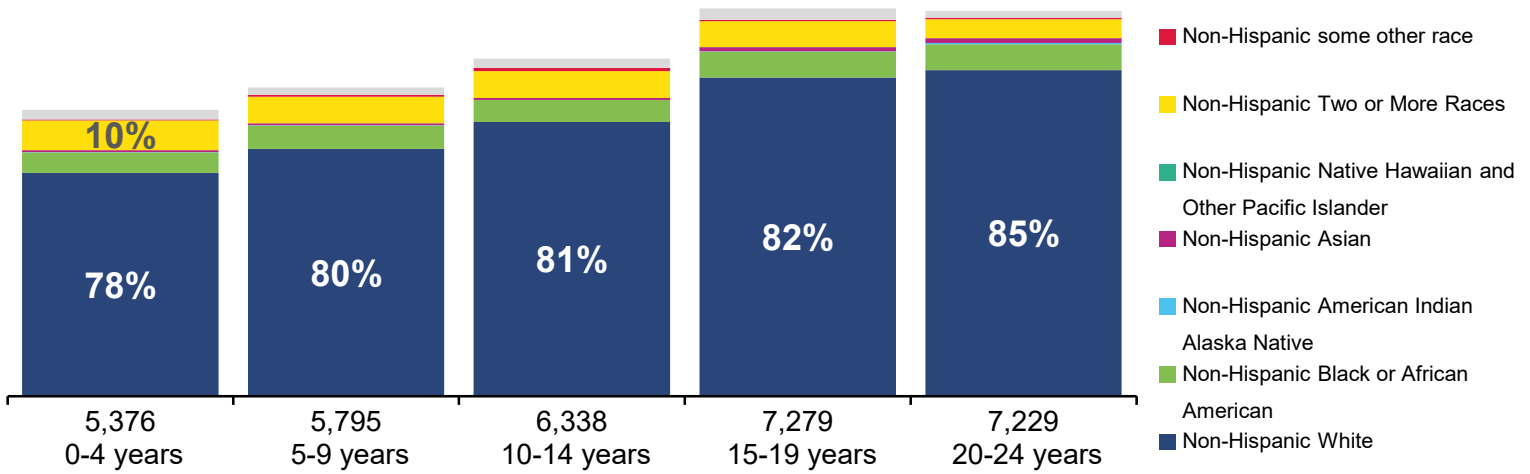


# 2023 STATE OF THE CHILD - MERCER

## Population Diversity (2020 Census)

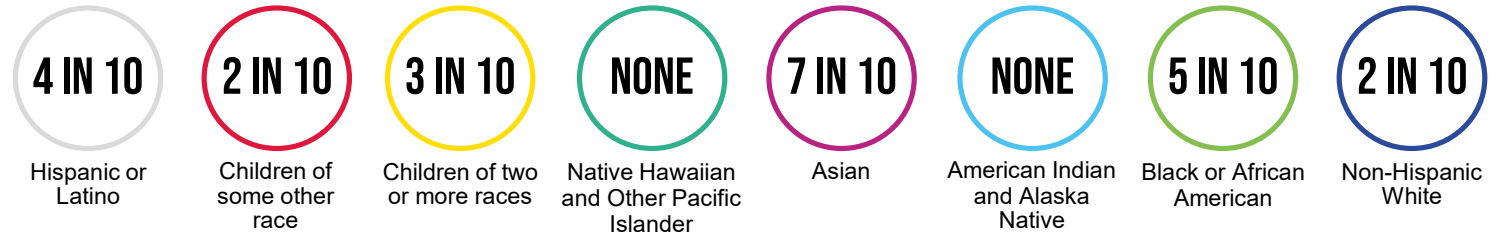


**20%**  
of the county's population is  
**CHILDREN**

**21,624**  
citizens are  
**CHILDREN UNDER 18 YEARS**

**10,393**  
citizens are  
**18-24 YEARS**

## Children Living in Poverty (<100% FPL)



**1 IN 5** (4,370)  
**CHILDREN**  
under 18 live in **POVERTY**

**42%**  
**CHILDREN**  
under 18 are **LOW-INCOME** (<200%)

**16%**  
**YOUNG ADULTS**  
18-24 live in **POVERTY**

**1 IN 3** (2,230)  
**YOUNG ADULTS**  
18-24 are **LOW-INCOME**

**Households with Children**  
**25%**

**Median Income of Households with Children**

| Married Couple | Single Father | Single Mother |
|----------------|---------------|---------------|
| \$106,500      | \$38,900      | \$27,500      |

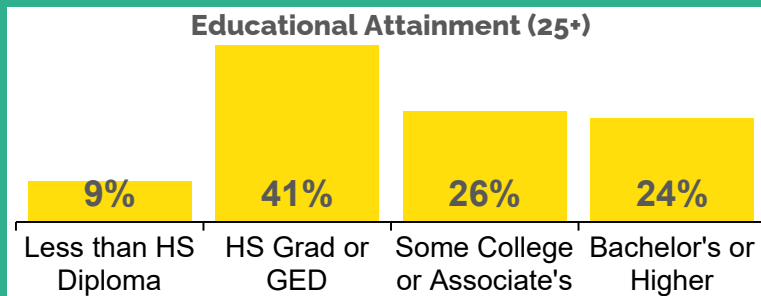
**Unemployment Rate**  
**4.9%**

**Children Experiencing Homelessness**

**332**

**Children Under 6 with All Caregivers in Labor Force**

**70%**



**Children in Households Receiving Public Assistance**

**31%**

**Households with High Housing Cost Burden**

**21%**

CHILD WELFARE

**BLACK CHILDREN AND CHILDREN OF MULTIPLE RACES** have disproportionately higher rates of CPS referrals, including substantiations and valid GPS allegations

**114**  
children and youth served in the foster care system

**1-10**  
children and youth in foster care placed in congregate care settings

**3 IN 5**  
children and youth in foster care are placed with kin

**3 IN 5**  
children entering foster care were reunified with their parents or kin within 12 months

EARLY CARE AND EDUCATION

**507**  
children enrolled in publicly funded, high-quality pre-k; yet **1,193** eligible children remain unserved

**60**  
more classrooms are needed to serve all eligible pre-k children

**90%**  
of infants and toddlers eligible for the subsidized Child Care Works program remain unserved

**62%**  
of children under age 5 in Child Care Works are in high-quality care

**62%**  
of child care capacity for children under 5 is high-quality

HOME VISITING

**17%**  
of low-income families who could benefit the most receive evidence-based home visiting services

**527**  
families receive evidence-based home visiting services

Evidence-based home visiting models in this county and receive state funds:

- Child First
- Family Check-Up®
- Healthy Families America
- ✓ Nurse-Family Partnership
- ✓ Parents as Teachers
- Safecare Augmented®
- ✓ Early Head Start
- Family Connects

**21**  
members served in the Medical Assistance Maternal Home Visiting Program

K-12 EDUCATION

More than **19,820** enrolled students in **15** school district(s) within the county

**53%**  
of school district students are economically disadvantaged

**53%**  
of 3rd graders score proficient or advanced in English Language Arts as measured by the Pennsylvania System of School Assessment (PSSA)

**18%**  
of 8th graders score proficient or advanced in math as measured by the PSSA

**902**  
students enrolled in career and technical education

PERINATAL AND CHILDREN'S HEALTH

**7%**  
of children under 19 have no health insurance

**50%**  
of all children in the county are enrolled in Medicaid or CHIP coverage

**213**  
children in the county enrolled in health coverage through Pennie™, the state's health insurance marketplace

**250**  
infants and toddlers receive services through Early Intervention Part C

**30%**  
of eligible infants, young children and women participate in the Pennsylvania WIC program

Definitions and data sources can be found at [papartnerships.org/report/state-of-the-child-2023](http://papartnerships.org/report/state-of-the-child-2023)