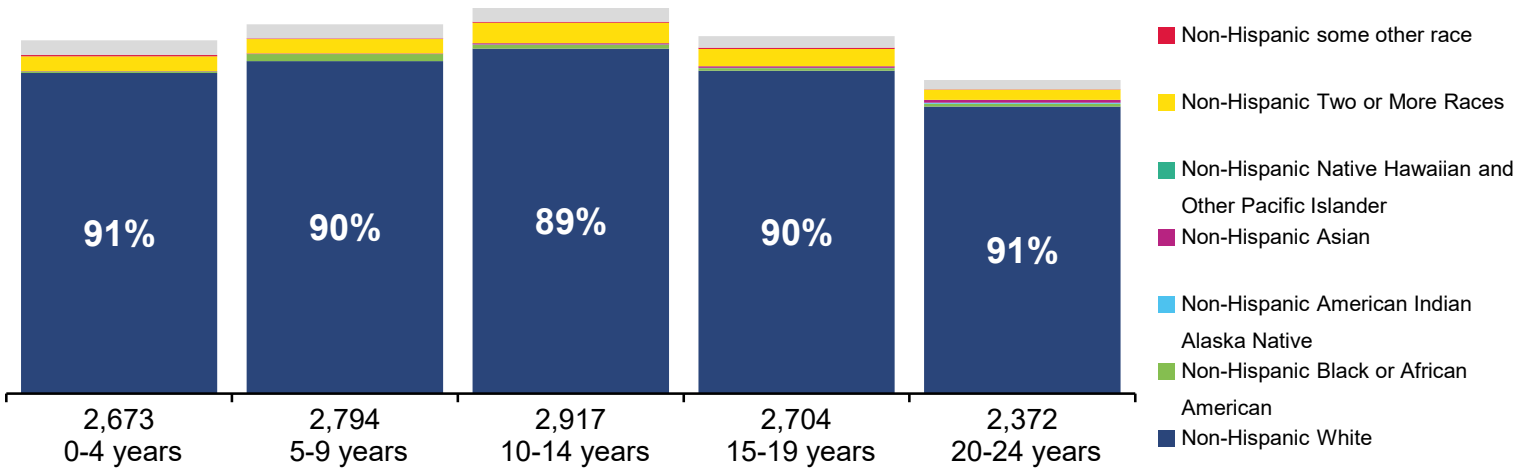


# 2023 STATE OF THE CHILD - MIFFLIN

## Population Diversity (2020 Census)



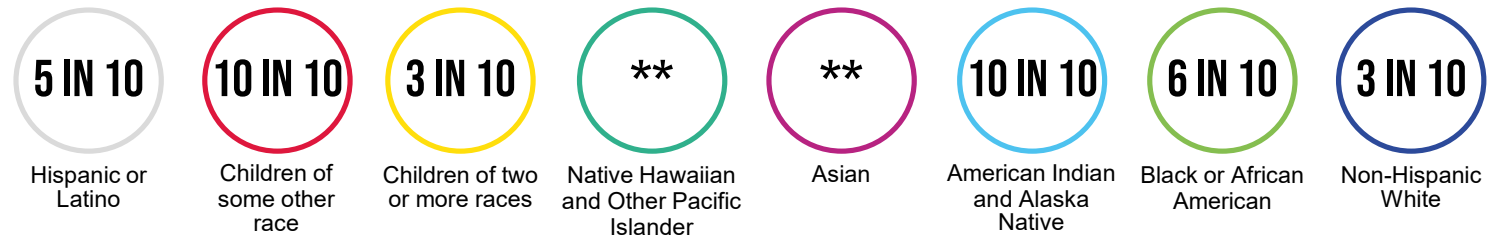
- Hispanic or Latino
- Non-Hispanic some other race
- Non-Hispanic Two or More Races
- Non-Hispanic Native Hawaiian and Other Pacific Islander
- Non-Hispanic Asian
- Non-Hispanic American Indian Alaska Native
- Non-Hispanic Black or African American
- Non-Hispanic White

**22%**  
of the county's population is  
**CHILDREN**

**10,086**  
citizens are  
**CHILDREN UNDER 18 YEARS**

**3,374**  
citizens are  
**18-24 YEARS**

## Children Living in Poverty (<100% FPL)



\*\* No child population of this race exists in the county.

**1 IN 4** (2,870)  
**CHILDREN**  
under 18 live in **POVERTY**

**55%**  
**CHILDREN**  
under 18 are **LOW-INCOME** (<200%)

**24%**  
**YOUNG ADULTS**  
18-24 live in **POVERTY**

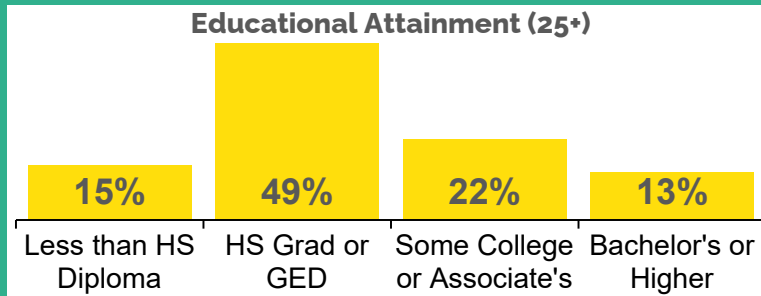
**2 IN 5** (1,420)  
**YOUNG ADULTS**  
18-24 are **LOW-INCOME**

**Households with Children**  
**27%**

**Median Income of Households with Children**  
MARRIED COUPLE: \$80,300  
SINGLE FATHER: \$53,300  
SINGLE MOTHER: \$24,100

**Unemployment Rate**  
**4.3%**

**Children Experiencing Homelessness**  
**137**  
**Children Under 6 with All Caregivers in Labor Force**  
**50%**



**Children in Households Receiving Public Assistance**  
**24%**  
**Households with High Housing Cost Burden**  
**24%**

CHILD WELFARE

**BLACK CHILDREN AND HISPANIC CHILDREN** have disproportionately higher rates of CPS referrals

**HISPANIC CHILDREN AND CHILDREN OF MULTIPLE RACES** have disproportionately higher substantiation rates

**BLACK CHILDREN AND HISPANIC CHILDREN** have disproportionately higher rates of valid GPS allegations

**1 IN 3** children and youth in foster care are placed with kin

**<55.7%** children entering foster care were reunified with their parents or kin within 12 months

EARLY CARE AND EDUCATION

**313** children enrolled in publicly funded, high-quality pre-k; yet **667** eligible children remain unserved

**33** more classrooms are needed to serve all eligible pre-k children

**94%** of infants and toddlers eligible for the subsidized Child Care Works program remain unserved

**20%** of children under age 5 in Child Care Works are in high-quality care

**52%** of child care capacity for children under 5 is high-quality

HOME VISITING

**9%** of low-income families who could benefit the most receive evidence-based home visiting services

**205** families receive evidence-based home visiting services

Evidence-based home visiting models in this county and receive state funds:

- Child First
- Family Check-Up®
- Healthy Families America
- ✓ Nurse-Family Partnership
- ✓ Parents as Teachers
- Safecare Augmented®
- ✓ Early Head Start
- Family Connects

**0** members served in the Medical Assistance Maternal Home Visiting Program

K-12 EDUCATION

More than **5,810** enrolled students in **2** school district(s) within the county

**68%** of school district students are economically disadvantaged

**42%** of 3rd graders score proficient or advanced in English Language Arts as measured by the Pennsylvania System of School Assessment (PSSA)

**15%** of 8th graders score proficient or advanced in math as measured by the PSSA

**387** students enrolled in career and technical education

PERINATAL AND CHILDREN'S HEALTH

**22%** of children under 19 have no health insurance

**44%** of all children in the county are enrolled in Medicaid or CHIP coverage

**101** children in the county enrolled in health coverage through Pennie™, the state's health insurance marketplace

**75** infants and toddlers receive services through Early Intervention Part C

**51%** of eligible infants, young children and women participate in the Pennsylvania WIC program

Definitions and data sources can be found at [papartnerships.org/report/state-of-the-child-2023](http://papartnerships.org/report/state-of-the-child-2023)