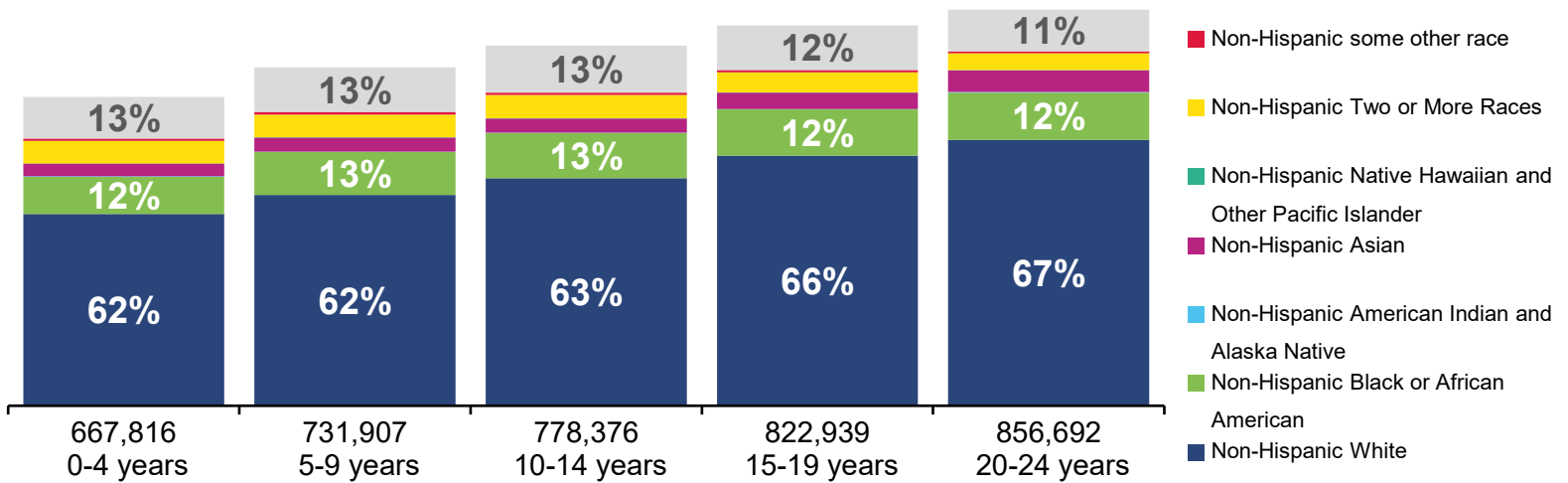


2023 STATE OF THE CHILD - PENNSYLVANIA

Population Diversity (2020 Census)

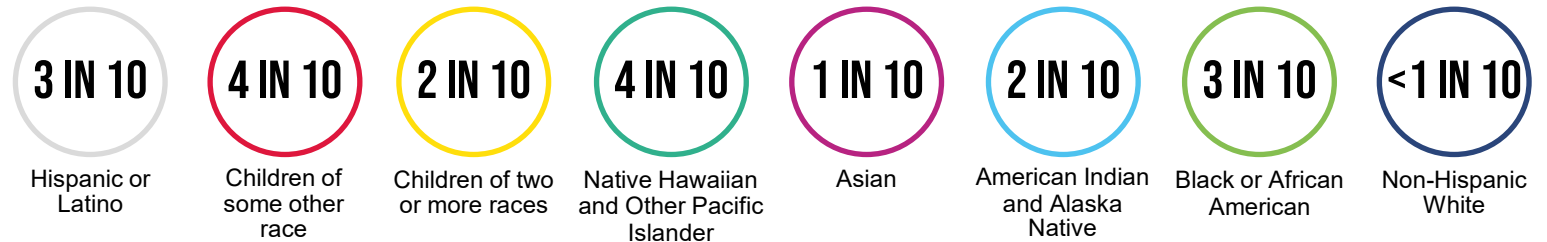


20%
of the state's population is
CHILDREN

2,649,152
citizens are
CHILDREN UNDER 18 YEARS

1,208,578
citizens are
18-24 YEARS

Children Living in Poverty (<100% FPL)



1 IN 6 (393,540)
CHILDREN
under 18 live in **POVERTY**

34%
CHILDREN
under 18 are **LOW-INCOME** (<200%)

18%
YOUNG ADULTS
18-24 live in **POVERTY**

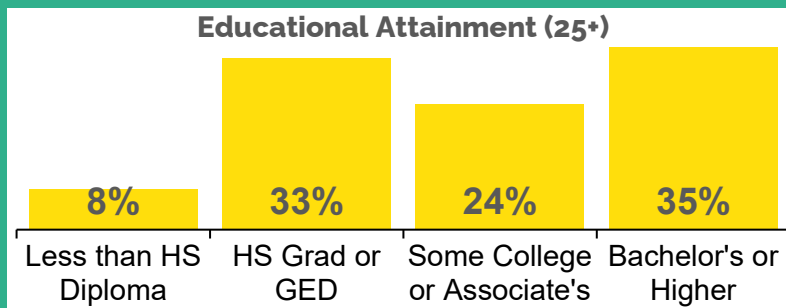
1 IN 3 (338,790)
YOUNG ADULTS
18-24 are **LOW-INCOME**

Households with Children
26%

Median Income of Households with Children
MARRIED COUPLE: \$126,400
SINGLE FATHER: \$57,300
SINGLE MOTHER: \$36,200

Unemployment Rate
4.4%

Children Experiencing Homelessness
40,003
Children Under 6 with All Caregivers in Labor Force
71%



Children in Households Receiving Public Assistance
28%
Households with High Housing Cost Burden
28%

CHILD WELFARE

BLACK CHILDREN AND HISPANIC CHILDREN have disproportionately higher rates of CPS referrals

BLACK CHILDREN AND HISPANIC CHILDREN have disproportionately higher substantiation rates

BLACK CHILDREN have disproportionately higher rates of valid GPS allegations

2 IN 5 children and youth in foster care are placed with kin

2 IN 5 children entering foster care were reunified with their parents or kin within 12 months

EARLY CARE AND EDUCATION

65,922 children enrolled in publicly funded, high-quality pre-k; yet **87,288** eligible children remain unserved

4,364 more classrooms are needed to serve all eligible pre-k children

79% of infants and toddlers eligible for the subsidized Child Care Works program remain unserved

45% of children under age 5 in Child Care Works are in high-quality care

46% of child care capacity for children under 5 is high-quality

HOME VISITING

7% of low-income families who could benefit the most receive evidence-based home visiting services

20,665 families receive evidence-based home visiting services

Evidence-based home visiting models in the state and receive state funds:

- ✓ Child First
- ✓ Family Check-Up®
- ✓ Healthy Families America
- ✓ Nurse-Family Partnership
- ✓ Parents as Teachers
- ✓ Safecare Augmented®
- ✓ Early Head Start
- ✓ Family Connects

3,109 members served in the Medical Assistance Maternal Home Visiting Program

K-12 EDUCATION

More than **1,515,570** enrolled students in **499** school districts within the state

48% of school district students are economically disadvantaged

52% of 3rd graders score proficient or advanced in English Language Arts as measured by the Pennsylvania System of School Assessment (PSSA)

23% of 8th graders score proficient or advanced in math as measured by the PSSA

68,576 students enrolled in career and technical education

PERINATAL AND CHILDREN'S HEALTH

5% of children under 19 have no health insurance

47% of all children in the state are enrolled in Medicaid or CHIP coverage

33,881 children in the state enrolled in health coverage through Pennie™, the state's health insurance marketplace

45,263 infants and toddlers receive services through Early Intervention Part C

56% of eligible infants, young children and women participate in the Pennsylvania WIC program

Definitions and data sources can be found at papartnerships.org/report/state-of-the-child-2023

717-236-5680 | www.papartnerships.org