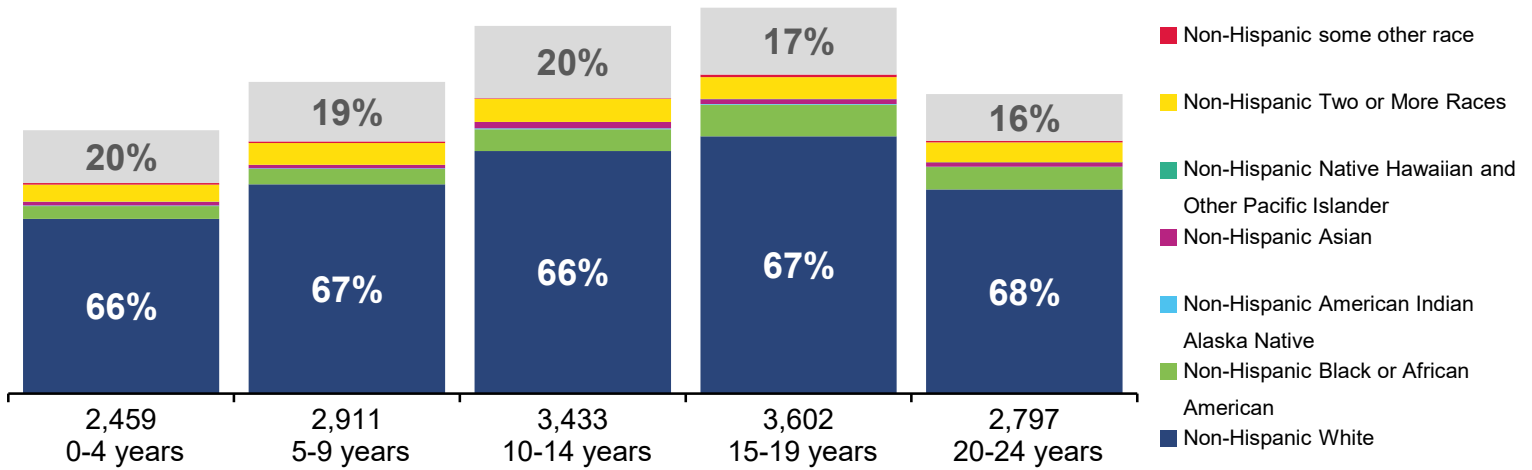


2023 STATE OF THE CHILD - PIKE

Population Diversity (2020 Census)

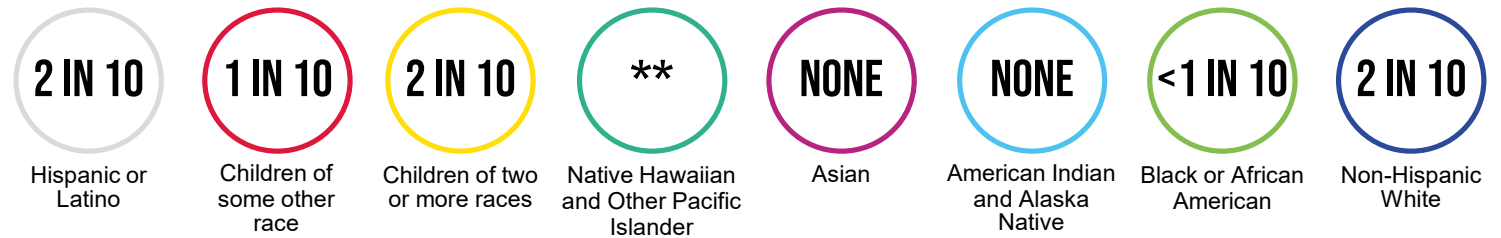


19%
of the county's population is
CHILDREN

11,088
citizens are
CHILDREN UNDER 18 YEARS

4,114
citizens are
18-24 YEARS

Children Living in Poverty (<100% FPL)



** No child population of this race exists in the county.

1 IN 6 (1,530)
CHILDREN
under 18 live in **POVERTY**

28%
CHILDREN
under 18 are **LOW-INCOME** (<200%)

9%
YOUNG ADULTS
18-24 live in **POVERTY**

1 IN 3 (1,560)
YOUNG ADULTS
18-24 are **LOW-INCOME**

Households with Children
26%

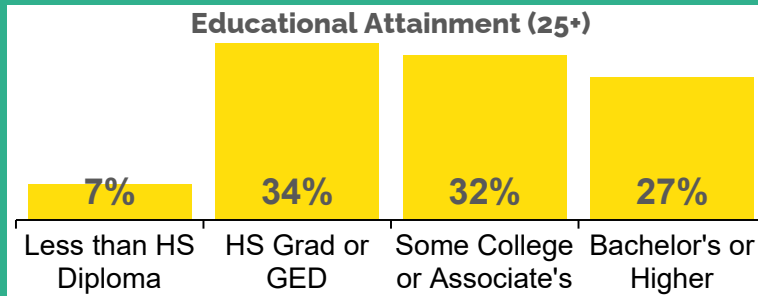
Median Income of Households with Children

MARRIED COUPLE	SINGLE FATHER	SINGLE MOTHER
\$107,400	\$53,200	\$30,600

Unemployment Rate
5.4%

Children Experiencing Homelessness
102

Children Under 6 with All Caregivers in Labor Force
69%



Children in Households Receiving Public Assistance
25%

Households with High Housing Cost Burden
28%

CHILD WELFARE

WHITE CHILDREN have disproportionately higher rates of CPS referrals, including substantiations and valid GPS allegations

56
children and youth served in the foster care system

1-10
children and youth in foster care placed in congregate care settings

1-10
children and youth in foster care are placed with kin

2 IN 3
children entering foster care were reunified with their parents or kin within 12 months

EARLY CARE AND EDUCATION

155
children enrolled in publicly funded, high-quality pre-k; yet
405
eligible children remain unserved

20
more classrooms are needed to serve all eligible pre-k children

95%
of infants and toddlers eligible for the subsidized Child Care Works program remain unserved

79%
of children under age 5 in Child Care Works are in high-quality care

68%
of child care capacity for children under 5 is high-quality

HOME VISITING

2%
of low-income families who could benefit the most receive evidence-based home visiting services

19
families receive evidence-based home visiting services

Evidence-based home visiting models in this county and receive state funds:

- Child First
- Family Check-Up®
- Healthy Families America
- ✓ Nurse-Family Partnership
- ✓ Parents as Teachers
- Safecare Augmented®
- Early Head Start
- Family Connects

1-10
members served in the Medical Assistance Maternal Home Visiting Program

K-12 EDUCATION

More than
13,560
enrolled students in
3 school district(s) within the county

55%
of school district students are economically disadvantaged

53%
of 3rd graders score proficient or advanced in English Language Arts as measured by the Pennsylvania System of School Assessment (PSSA)

15%
of 8th graders score proficient or advanced in math as measured by the PSSA

767
students enrolled in career and technical education

PERINATAL AND CHILDREN'S HEALTH

4%
of children under 19 have no health insurance

47%
of all children in the county are enrolled in Medicaid or CHIP coverage

320
children in the county enrolled in health coverage through Pennie™, the state's health insurance marketplace

254
infants and toddlers receive services through Early Intervention Part C

56%
of eligible infants, young children and women participate in the Pennsylvania WIC program

Definitions and data sources can be found at papartnerships.org/report/state-of-the-child-2023