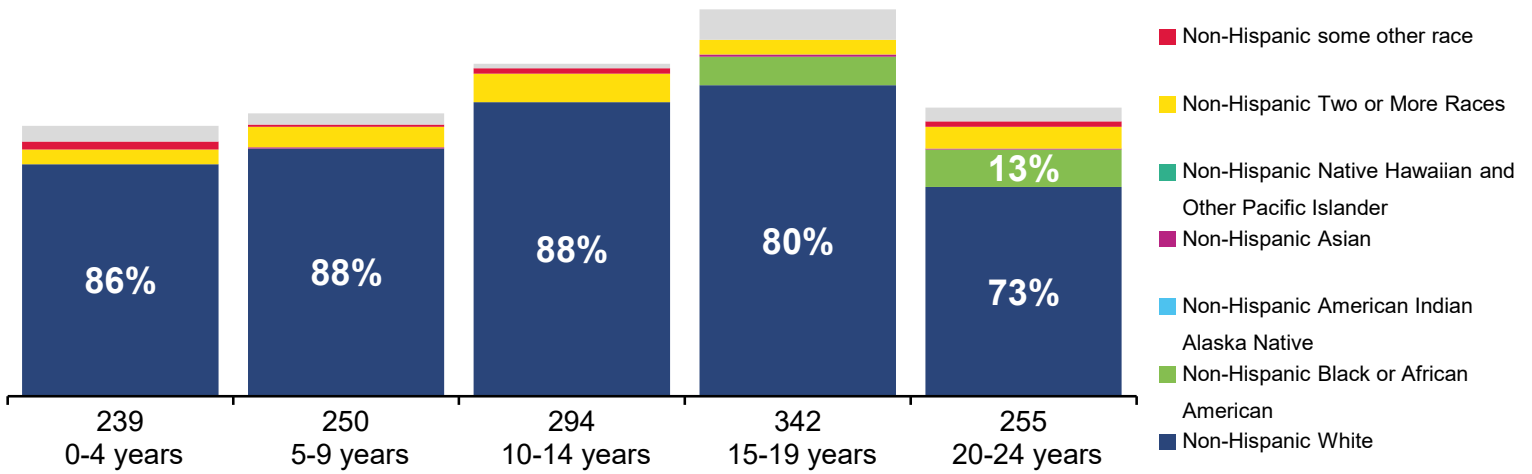


2023 STATE OF THE CHILD - SULLIVAN

Population Diversity (2020 Census)

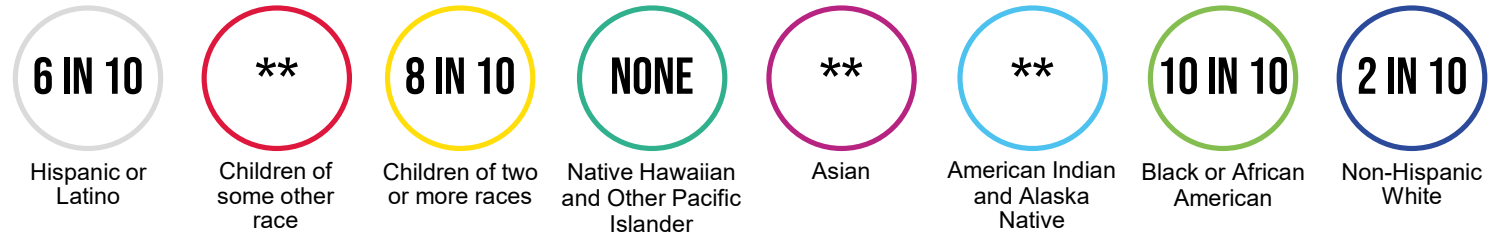


17%
of the county's population is
CHILDREN

983
citizens are
CHILDREN UNDER 18 YEARS

397
citizens are
18-24 YEARS

Children Living in Poverty (<100% FPL)



** No child population of this race exists in the county.

1 IN 4 (160)
CHILDREN
under 18 live in **POVERTY**

49%
CHILDREN
under 18 are **LOW-INCOME** (<200%)

24%
YOUNG ADULTS
18-24 live in **POVERTY**

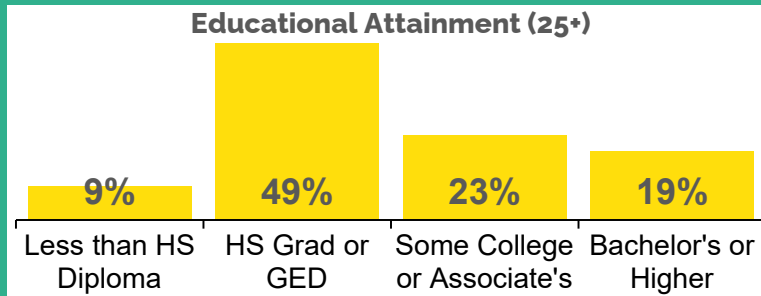
1 IN 3 (110)
YOUNG ADULTS
18-24 are **LOW-INCOME**

Households with Children
19%

Median Income of Households with Children
MARRIED COUPLE: \$89,400
SINGLE FATHER: \$57,200
SINGLE MOTHER: \$35,300

Unemployment Rate
4.0%

Children Experiencing Homelessness
3
Children Under 6 with All Caregivers in Labor Force
63%



Children in Households Receiving Public Assistance
19%
Households with High Housing Cost Burden
21%

CHILD WELFARE

CHILDREN OF MULTIPLE RACES have disproportionately higher rates of CPS referrals

WHITE CHILDREN have disproportionately higher substantiation rates

WHITE CHILDREN have disproportionately higher rates of valid GPS allegations

0% children and youth in foster care are placed with kin

1-10 children entering foster care were reunified with their parents or kin within 12 months

EARLY CARE AND EDUCATION

16 children enrolled in publicly funded, high-quality pre-k; yet **64** eligible children remain unserved

3 more classrooms are needed to serve all eligible pre-k children

100% of infants and toddlers eligible for the subsidized Child Care Works program remain unserved

0% of children under age 5 in Child Care Works are in high-quality care

31% of child care capacity for children under 5 is high-quality

HOME VISITING

9% of low-income families who could benefit the most receive evidence-based home visiting services

10 families receive evidence-based home visiting services

Evidence-based home visiting models in this county and receive state funds:

- Child First
- Family Check-Up®
- Healthy Families America
- ✓ Nurse-Family Partnership
- Parents as Teachers
- Safecare Augmented®

- Early Head Start
- Family Connects

0 members served in the Medical Assistance Maternal Home Visiting Program

K-12 EDUCATION

More than **610** enrolled students in **1** school district(s) within the county

47% of school district students are economically disadvantaged

56% of 3rd graders score proficient or advanced in English Language Arts as measured by the Pennsylvania System of School Assessment (PSSA)

13% of 8th graders score proficient or advanced in math as measured by the PSSA

5 students enrolled in career and technical education

PERINATAL AND CHILDREN'S HEALTH

4% of children under 19 have no health insurance

44% of all children in the county are enrolled in Medicaid or CHIP coverage

18 children in the county enrolled in health coverage through Pennie™, the state's health insurance marketplace

123 infants and toddlers receive services through Early Intervention Part C

31% of eligible infants, young children and women participate in the Pennsylvania WIC program

Definitions and data sources can be found at papartnerships.org/report/state-of-the-child-2023