

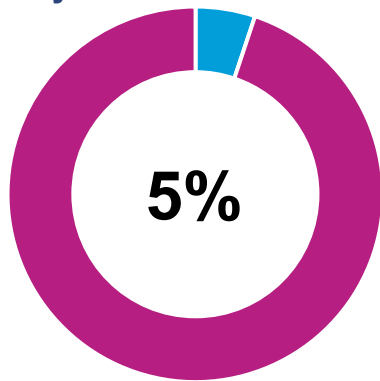


2024 State of Children's Health COUNTIES BY THE NUMBERS

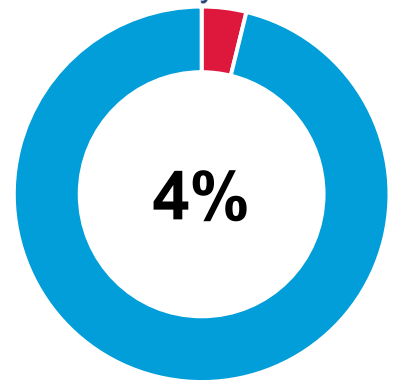
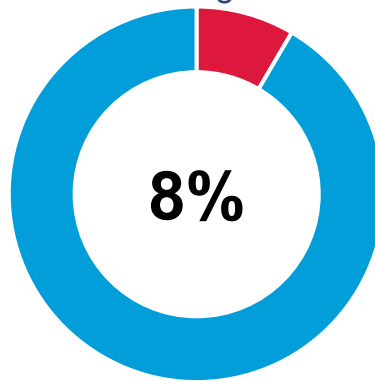
Carbon County Rural-Mix

Children (under age 21) living in the county
14,095

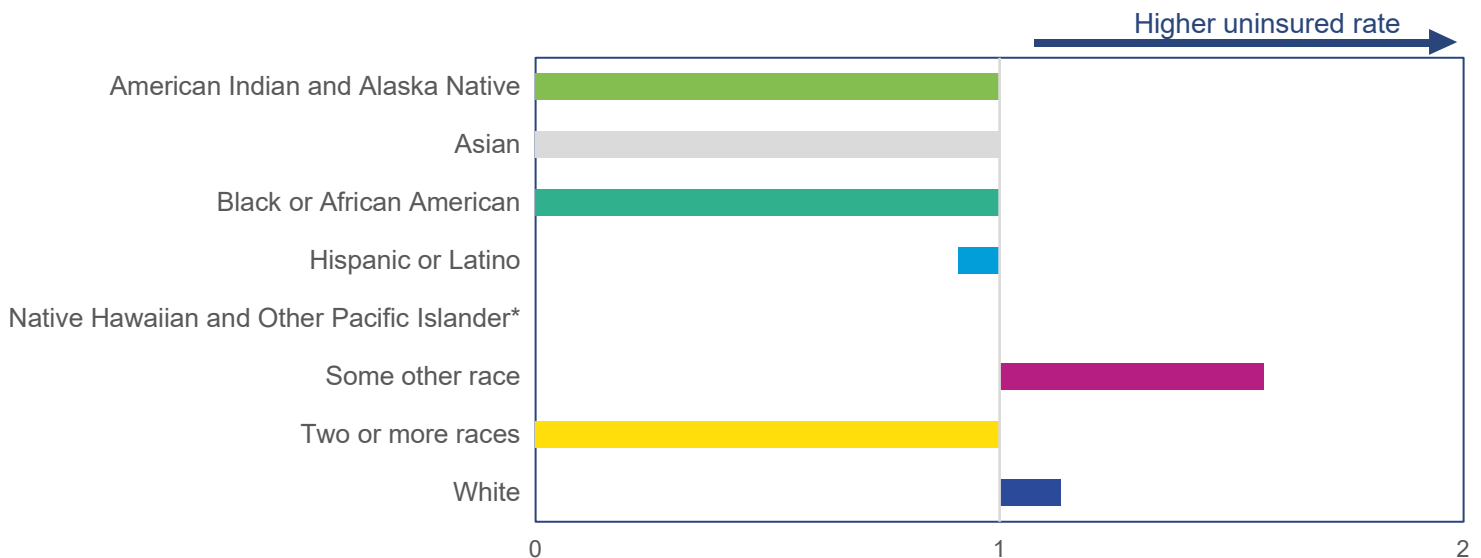
% of all children (under age 19) in the county without health insurance



% of children without health insurance by age



Children more likely to be uninsured by race/ethnicity



Bars to the right of 1.1 show overrepresentation, meaning the uninsured rates are higher than expected based on the proportion of this race within the county's child population. An index of 1.0 indicates no disproportionality. Bars to the left of 1.0 indicate underrepresentation, meaning the uninsured rates are lower than expected.

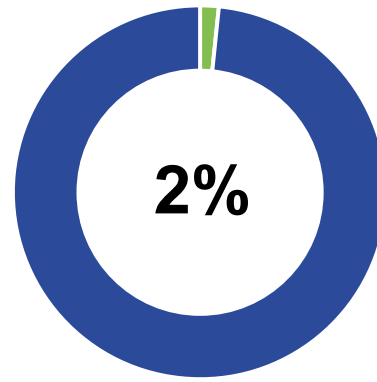
The index is based on American Community Survey 5-year estimates (2018-2022).

* No child population of this race exists in the county.

Sources of coverage

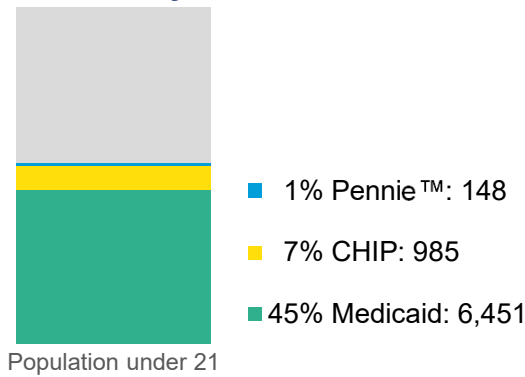
0 0 0 0 0 0

% of county children financially eligible for Medicaid but are uninsured

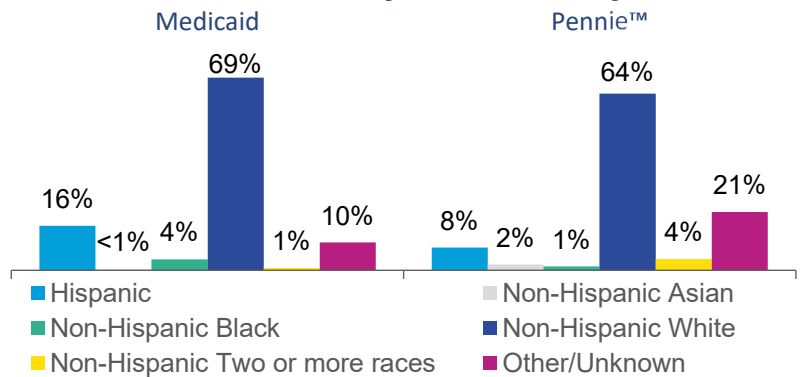


Enrollment in Publicly Funded or Supported Health Insurance (September 2024)

Enrollment by Medicaid/CHIP/Pennie™

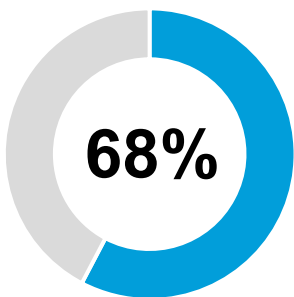


Enrollment by Race/Ethnicity



Note: DHS unable to provide distinct disaggregated CHIP enrollment data.

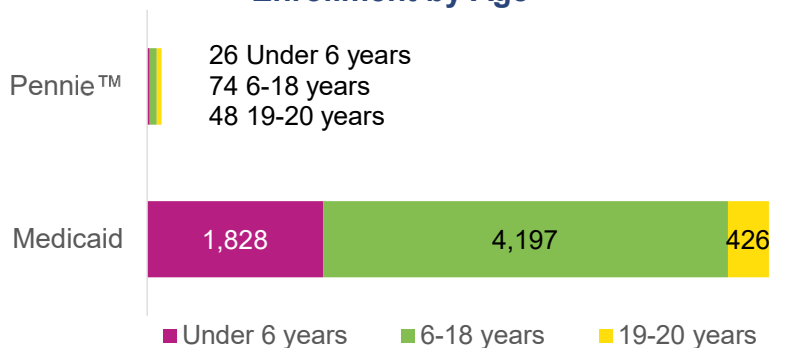
Pennie™ Enrollment



Of those Pennie™ enrollments with known income levels,
 17 are eligible for Medicaid
 84 are eligible for free or subsidized CHIP

Medicaid or CHIP eligible

Enrollment by Age



Note: DHS unable to provide CHIP enrollment data by age.

Health Insurance Plans Available in Carbon County

- Medicaid:** Physical: AmeriHealth Caritas PA, Geisinger, Health Partners, UPMC
Behavioral: Community Care Behavioral Health Organization
- CHIP:** Geisinger, Highmark, KidzPartners, UnitedHealthcare, UPMC
- Pennie™:** Ambetter, Geisinger, Highmark, Oscar, UPMC