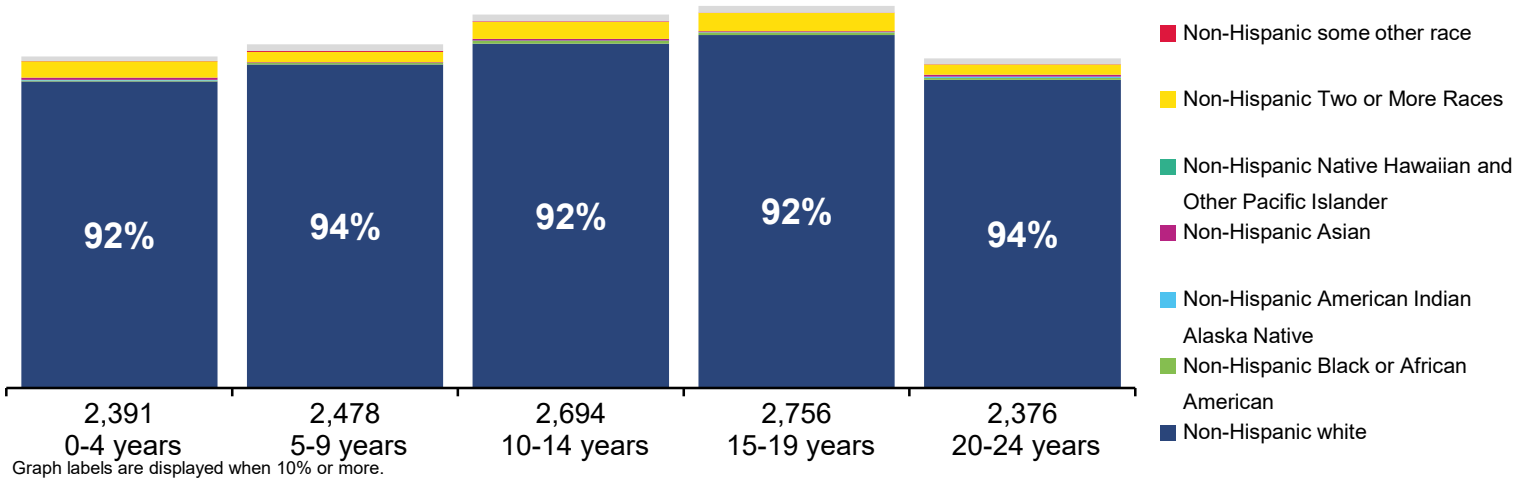


2024 STATE OF THE CHILD - BEDFORD

Population Diversity (2020 Census)

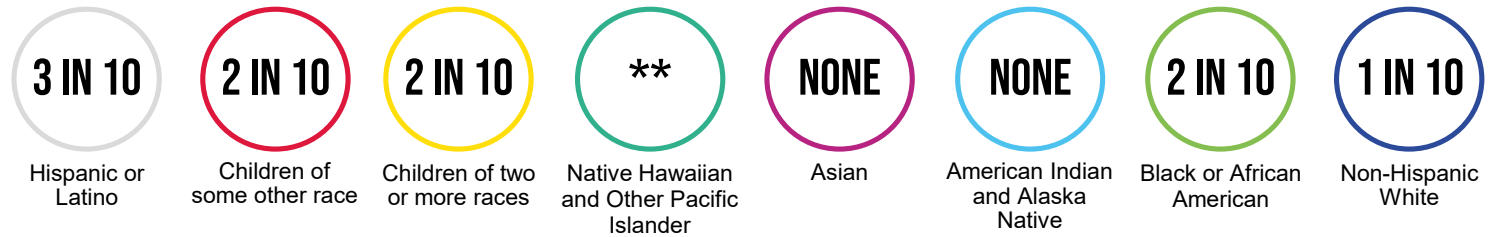


20%
of the county's population is
CHILDREN

9,293
citizens are
CHILDREN UNDER 18 YEARS

3,402
citizens are
18-24 YEARS

Children Living in Poverty (<100% FPL)



** No child population of this race exists in the county.

1 IN 7 (1,170)
CHILDREN
under 18 live in **POVERTY**

39%
CHILDREN
under 18 are **LOW-INCOME** (<200%)

13%
YOUNG ADULTS
18-24 live in **POVERTY**

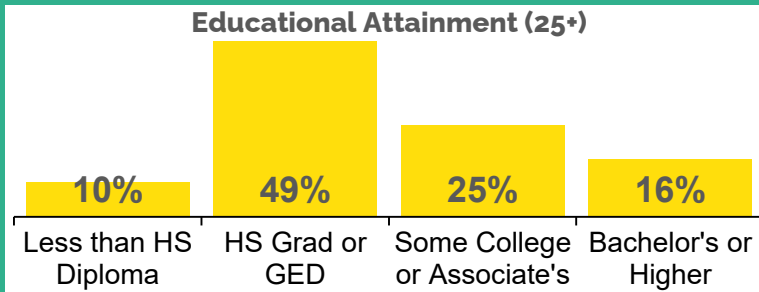
1 IN 3 (1,120)
YOUNG ADULTS
18-24 are **LOW-INCOME**

Households with Children
24%

Median Income of Households with Children
MARRIED COUPLE \$98,100
SINGLE FATHER \$45,500
SINGLE MOTHER \$30,700

Unemployment Rate
3.5%

Children Experiencing Homelessness
137
Children Under 6 with All Caregivers in Labor Force
63%



Children in Households Receiving Public Assistance
19%
Households with High Housing Cost Burden
22%

CHILD WELFARE

WHITE CHILDREN
have disproportionately
higher rates of CPS
referrals

WHITE CHILDREN
have disproportionately
higher substantiation
rates

**HISPANIC CHILDREN
AND CHILDREN OF
MULTIPLE RACES**
have disproportionately
higher rates of valid
GPS allegations

1-10
children and
youth in foster
care are placed
with kin

1 IN 2
children entering
foster care were
reunified with their
parents or kin
within 12 months

EARLY CARE AND EDUCATION

284
children enrolled in
publicly funded, high-
quality pre-k; yet
286
eligible children
remain unserved

29
more educators are
needed to serve all
eligible pre-k
children

91%
of infants and
toddlers eligible for
the subsidized Child
Care Works
program remain
unserved

21%
of children under
age 5 in Child
Care Works are in
high-quality care

38%
of child care
capacity for
children under 5
is high-quality

HOME VISITING

15%
of low-income
families who could
benefit the most
receive evidence-
based home
visiting services

181
families receive
evidence-based
home visiting
services

Evidence-based home visiting models in this
county receiving state funds:

- Child First
- Family Check-Up®
- Healthy Families America
- ✓ Nurse-Family Partnership
- Parents as Teachers
- Safecare Augmented®
- ✓ Early Head Start
- Family Connects

35
members served
in the Medical
Assistance
Maternal Home
Visiting Program

K-12 EDUCATION

More than
6,620
enrolled students in
6 school district(s)
within the county

18%
of school district
students are
economically
disadvantaged

57%
of 3rd graders score
proficient or advanced in
English Language Arts as
measured by the
Pennsylvania System of
School Assessment (PSSA)

23%
of 8th graders
score proficient or
advanced in math
as measured by
the PSSA

625
students
enrolled in
career and
technical
education

PERINATAL AND CHILDREN'S HEALTH

7%
of children
under 19
have no
health
insurance

48%
of all children in
the county are
enrolled in
Medicaid or CHIP
coverage

119
children in the county
enrolled in health coverage
through Pennie™, the state's
health insurance
marketplace

121
infants and
toddlers receive
services through
Early Intervention
Part C

76%
of eligible infants,
young children and
women participate
in the Pennsylvania
WIC program

Definitions and data sources can be found at papartnerships.org/report/state-of-the-child-2024