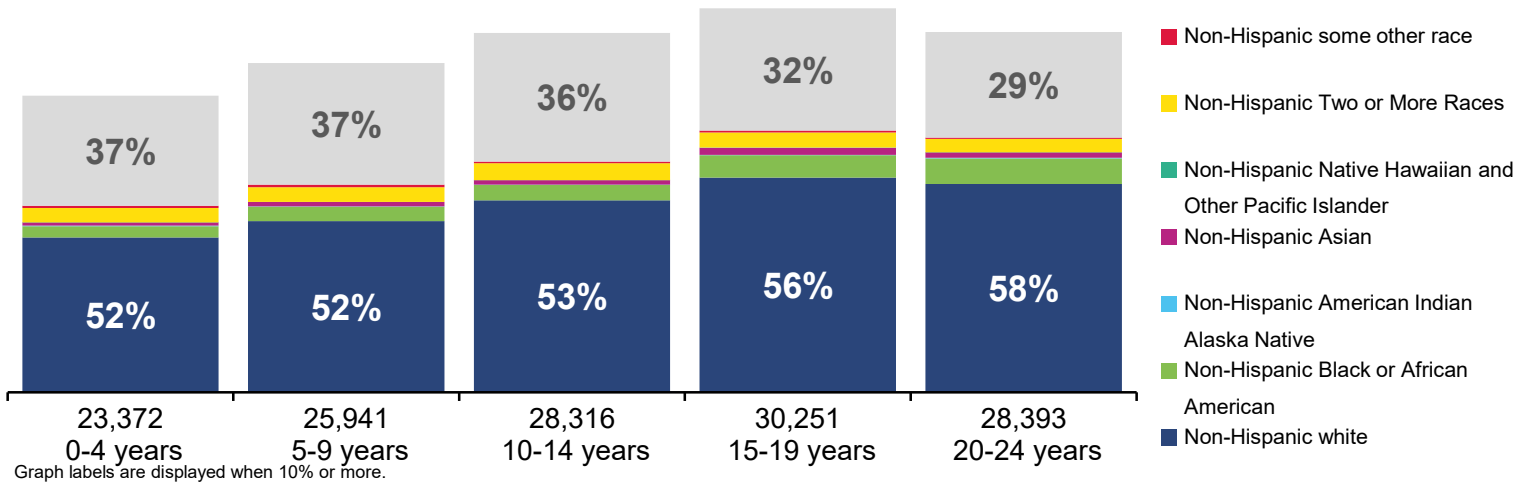


# 2024 STATE OF THE CHILD - BERKS

## Population Diversity (2020 Census)

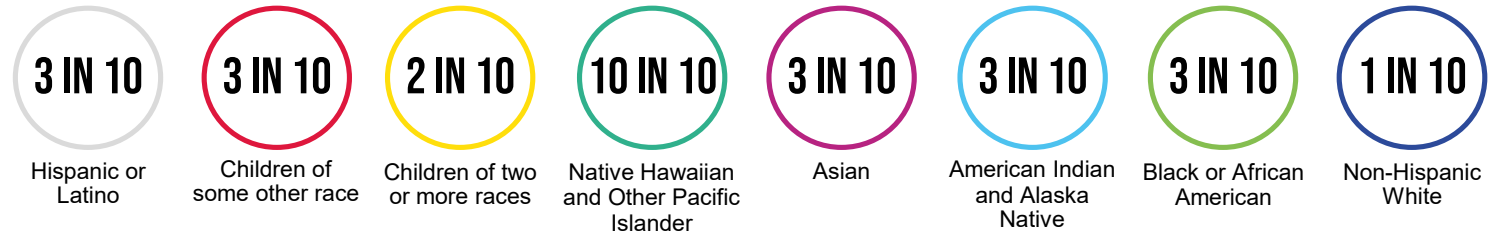


**22%**  
of the county's population is  
**CHILDREN**

**95,191**  
citizens are  
**CHILDREN UNDER 18 YEARS**

**41,082**  
citizens are  
**18-24 YEARS**

## Children Living in Poverty (<100% FPL)



**1 IN 6** (16,530)  
**CHILDREN**  
under 18 live in **POVERTY**

**37%**  
**CHILDREN**  
under 18 are **LOW-INCOME** (<200%)

**13%**  
**YOUNG ADULTS**  
18-24 live in **POVERTY**

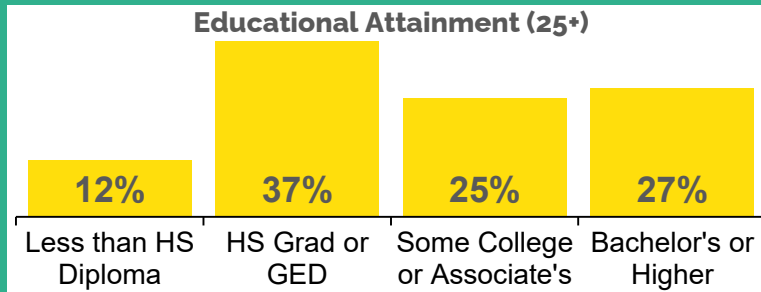
**1 IN 3** (10,080)  
**YOUNG ADULTS**  
18-24 are **LOW-INCOME**

**Households with Children**  
**30%**

**Median Income of Households with Children**  
**MARRIED COUPLE** \$117,600  
**SINGLE FATHER** \$62,200  
**SINGLE MOTHER** \$34,300

**Unemployment Rate**  
**3.5%**

**Children Experiencing Homelessness**  
**2,961**  
**Children Under 6 with All Caregivers in Labor Force**  
**70%**



**Children in Households Receiving Public Assistance**  
**30%**  
**Households with High Housing Cost Burden**  
**28%**

CHILD WELFARE

**BLACK CHILDREN AND HISPANIC CHILDREN** have disproportionately higher rates of CPS referrals, including substantiations and valid GPS allegations

**464**  
children and youth served in the foster care system

**1 IN 6**  
children and youth in foster care placed in congregate care settings

**1 IN 5**  
children and youth in foster care are placed with kin

**1 IN 3**  
children entering foster care were reunified with their parents or kin within 12 months

EARLY CARE AND EDUCATION

**2,222**  
children enrolled in publicly funded, high-quality pre-k; yet **3,598** eligible children remain unserved

**360**  
more educators are needed to serve all eligible pre-k children

**76%**  
of infants and toddlers eligible for the subsidized Child Care Works program remain unserved

**39%**  
of children under age 5 in Child Care Works are in high-quality care

**43%**  
of child care capacity for children under 5 is high-quality

HOME VISITING

**7%**  
of low-income families who could benefit the most receive evidence-based home visiting services

**749**  
families receive evidence-based home visiting services

Evidence-based home visiting models in this county receiving state funds:

- Child First
- Family Check-Up®
- Healthy Families America
- ✓ Nurse-Family Partnership
- ✓ Parents as Teachers
- Safecare Augmented®
- Early Head Start
- Family Connects

**4-40**  
members served in the Medical Assistance Maternal Home Visiting Program

K-12 EDUCATION

More than **71,620** enrolled students in **20** school district(s) within the county

**22%**  
of school district students are economically disadvantaged

**47%**  
of 3rd graders score proficient or advanced in English Language Arts as measured by the Pennsylvania System of School Assessment (PSSA)

**21%**  
of 8th graders score proficient or advanced in math as measured by the PSSA

**3,631**  
students enrolled in career and technical education

PERINATAL AND CHILDREN'S HEALTH

**5%**  
of children under 19 have no health insurance

**47%**  
of all children in the county are enrolled in Medicaid or CHIP coverage

**1,413**  
children in the county enrolled in health coverage through Pennie™, the state's health insurance marketplace

**1,919**  
infants and toddlers receive services through Early Intervention Part C

**73%**  
of eligible infants, young children and women participate in the Pennsylvania WIC program

Definitions and data sources can be found at [papartnerships.org/report/state-of-the-child-2024](http://papartnerships.org/report/state-of-the-child-2024)