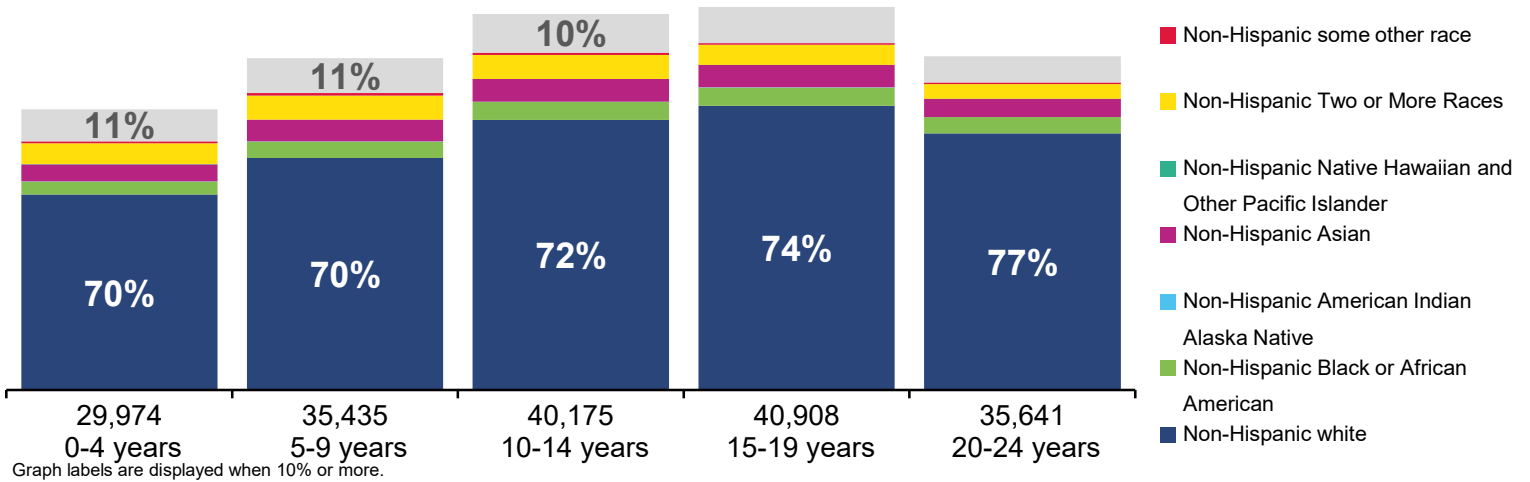


2024 STATE OF THE CHILD - BUCKS

Population Diversity (2020 Census)

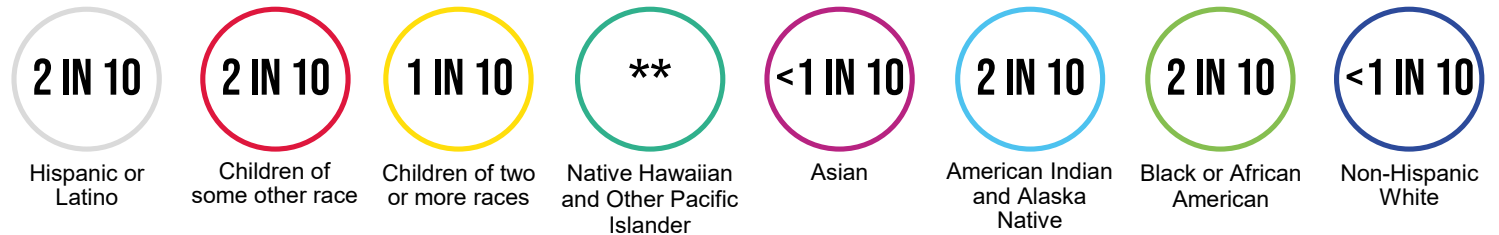


20%
of the county's population is
CHILDREN

131,198
citizens are
CHILDREN UNDER 18 YEARS

50,935
citizens are
18-24 YEARS

Children Living in Poverty (<100% FPL)



** No child population of this race exists in the county.

1 IN 15 (8,660)
CHILDREN
under 18 live in **POVERTY**

17%
CHILDREN
under 18 are **LOW-INCOME** (<200%)

7%
YOUNG ADULTS
18-24 live in **POVERTY**

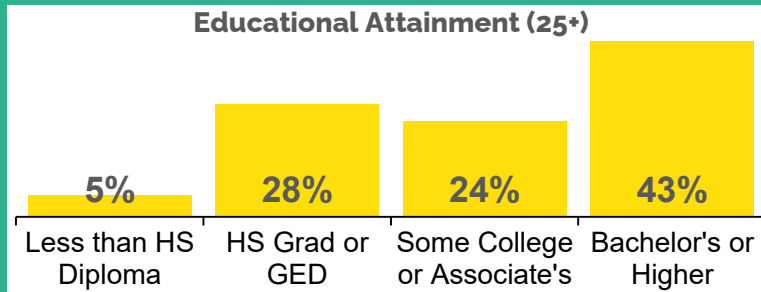
1 IN 6 (7,840)
YOUNG ADULTS
18-24 are **LOW-INCOME**

Households with Children
31%

Median Income of Households with Children
MARRIED COUPLE \$166,700
SINGLE FATHER \$82,100
SINGLE MOTHER \$55,800

Unemployment Rate
3.0%

Children Experiencing Homelessness
1,268
Children Under 6 with All Caregivers in Labor Force
73%



Children in Households Receiving Public Assistance
14%
Households with High Housing Cost Burden
27%

CHILD WELFARE

BLACK CHILDREN AND HISPANIC CHILDREN have disproportionately higher rates of CPS referrals

BLACK CHILDREN, HISPANIC CHILDREN AND CHILDREN OF MULTIPLE RACES have disproportionately higher substantiation rates

BLACK CHILDREN AND HISPANIC CHILDREN have disproportionately higher rates of valid GPS allegations

2 IN 5 children and youth in foster care are placed with kin

1 IN 3 children entering foster care were reunified with their parents or kin within 12 months

EARLY CARE AND EDUCATION

1,683 children enrolled in publicly funded, high-quality pre-k; yet **2,457** eligible children remain unserved

246 more educators are needed to serve all eligible pre-k children

58% of infants and toddlers eligible for the subsidized Child Care Works program remain unserved

66% of children under age 5 in Child Care Works are in high-quality care

51% of child care capacity for children under 5 is high-quality

HOME VISITING

3% of low-income families who could benefit the most receive evidence-based home visiting services

244 families receive evidence-based home visiting services

Evidence-based home visiting models in this county receiving state funds:

- Child First
- Family Check-Up®
- Healthy Families America
- Nurse-Family Partnership
- Parents as Teachers
- Safecare Augmented®
- ✓ Early Head Start
- Family Connects

77-86 members served in the Medical Assistance Maternal Home Visiting Program

K-12 EDUCATION

More than **107,420** enrolled students in **16** school district(s) within the county

19% of school district students are economically disadvantaged

60% of 3rd graders score proficient or advanced in English Language Arts as measured by the Pennsylvania System of School Assessment (PSSA)

32% of 8th graders score proficient or advanced in math as measured by the PSSA

4,172 students enrolled in career and technical education

PERINATAL AND CHILDREN'S HEALTH

2% of children under 19 have no health insurance

32% of all children in the county are enrolled in Medicaid or CHIP coverage

3,684 children in the county enrolled in health coverage through Pennie™, the state's health insurance marketplace

2,443 infants and toddlers receive services through Early Intervention Part C

69% of eligible infants, young children and women participate in the Pennsylvania WIC program

Definitions and data sources can be found at papartnerships.org/report/state-of-the-child-2024