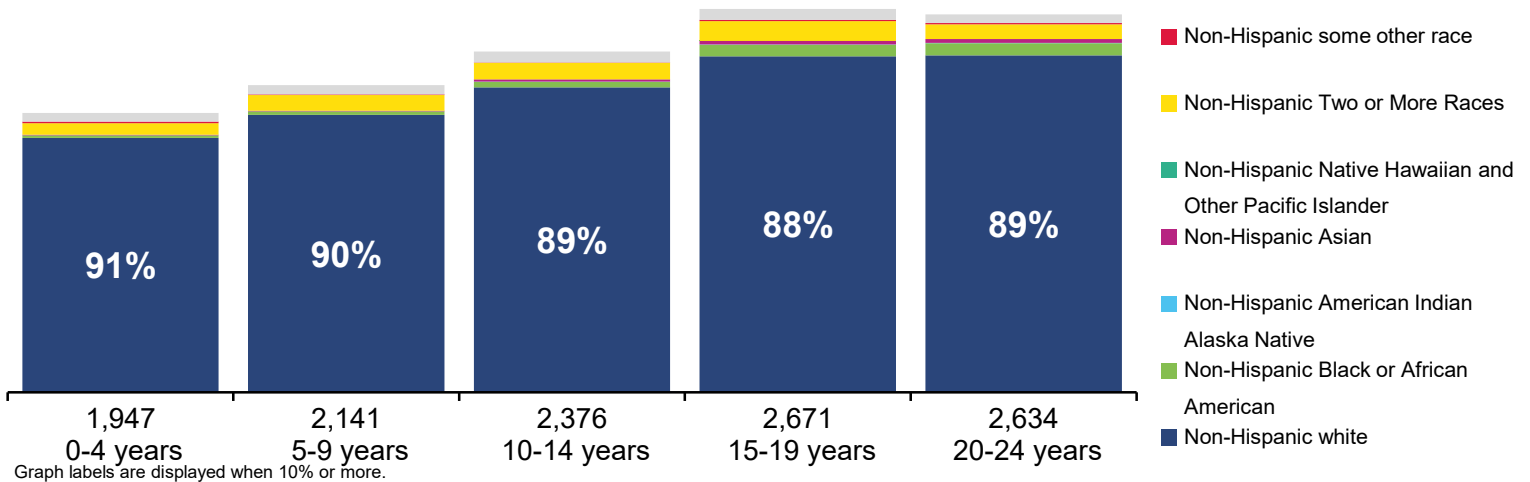


# 2024 STATE OF THE CHILD - CLINTON

## Population Diversity (2020 Census)

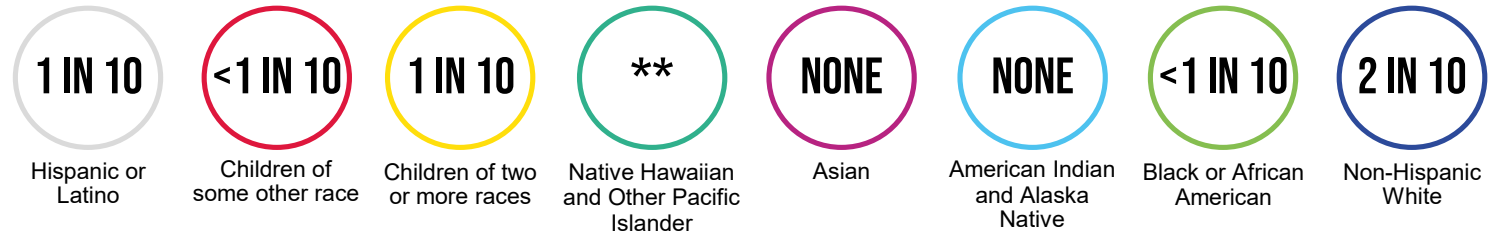


**21%**  
of the county's population is  
**CHILDREN**

**7,852**  
citizens are  
**CHILDREN UNDER 18 YEARS**

**3,917**  
citizens are  
**18-24 YEARS**

## Children Living in Poverty (<100% FPL)



\*\* No child population of this race exists in the county.

**1 IN 7** (1,090)  
**CHILDREN**  
under 18 live in **POVERTY**

**39%**  
**CHILDREN**  
under 18 are **LOW-INCOME** (<200%)

**24%**  
**YOUNG ADULTS**  
18-24 live in **POVERTY**

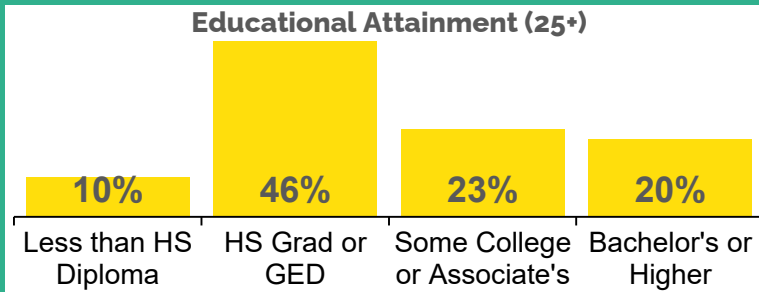
**1 IN 2** (1,980)  
**YOUNG ADULTS**  
18-24 are **LOW-INCOME**

**Households with Children**  
**28%**

**Median Income of Households with Children**  
**MARRIED COUPLE** \$99,500  
**SINGLE FATHER** \$70,800  
**SINGLE MOTHER** \$38,400

**Unemployment Rate**  
**4.0%**

**Children Experiencing Homelessness**  
**88**  
**Children Under 6 with All Caregivers in Labor Force**  
**61%**



**Children in Households Receiving Public Assistance**  
**21%**  
**Households with High Housing Cost Burden**  
**26%**

CHILD WELFARE

**HISPANIC CHILDREN**  
have disproportionately  
higher rates of CPS  
referrals

**BLACK CHILDREN  
AND HISPANIC  
CHILDREN** have  
disproportionately  
higher substantiation  
rates

**BLACK CHILDREN,  
HISPANIC CHILDREN  
AND CHILDREN OF  
MULTIPLE RACES**  
have disproportionately  
higher rates of valid  
GPS allegations

**1-10**  
children and  
youth in foster  
care are placed  
with kin

**3 IN 4**  
children entering  
foster care were  
reunified with their  
parents or kin  
within 12 months

EARLY CARE AND EDUCATION

**236**  
children enrolled in  
publicly funded, high-  
quality pre-k; yet  
**254**  
eligible children  
remain unserved

**25**  
more educators are  
needed to serve all  
eligible pre-k  
children

**90%**  
of infants and  
toddlers eligible for  
the subsidized Child  
Care Works  
program remain  
unserved

**79%**  
of children under  
age 5 in Child  
Care Works are in  
high-quality care

**67%**  
of child care  
capacity for  
children under 5  
is high-quality

HOME VISITING

**5%**  
of low-income  
families who could  
benefit the most  
receive evidence-  
based home  
visiting services

**51**  
families receive  
evidence-based  
home visiting  
services

Evidence-based home visiting models in this county receiving state funds:

- Child First
- Family Check-Up®
- Healthy Families America
- ✓ Nurse-Family Partnership
- Parents as Teachers
- Safecare Augmented®
- ✓ Early Head Start
- Family Connects

**0**  
members served  
in the Medical  
Assistance  
Maternal Home  
Visiting Program

K-12 EDUCATION

More than  
**6,460**  
enrolled students in  
**3** school district(s)  
within the county

**19%**  
of school district  
students are  
economically  
disadvantaged

**58%**  
of 3rd graders score  
proficient or advanced in  
English Language Arts as  
measured by the  
Pennsylvania System of  
School Assessment (PSSA)

**24%**  
of 8th graders  
score proficient or  
advanced in math  
as measured by  
the PSSA

**782**  
students  
enrolled in  
career and  
technical  
education

PERINATAL AND CHILDREN'S HEALTH

**13%**  
of children  
under 19  
have no  
health  
insurance

**42%**  
of all children in  
the county are  
enrolled in  
Medicaid or CHIP  
coverage

**65**  
children in the county  
enrolled in health coverage  
through Pennie™, the state's  
health insurance  
marketplace

**139**  
infants and  
toddlers receive  
services through  
Early Intervention  
Part C

**67%**  
of eligible infants,  
young children and  
women participate  
in the Pennsylvania  
WIC program

Definitions and data sources can be found at [papartnerships.org/report/state-of-the-child-2024](http://papartnerships.org/report/state-of-the-child-2024)