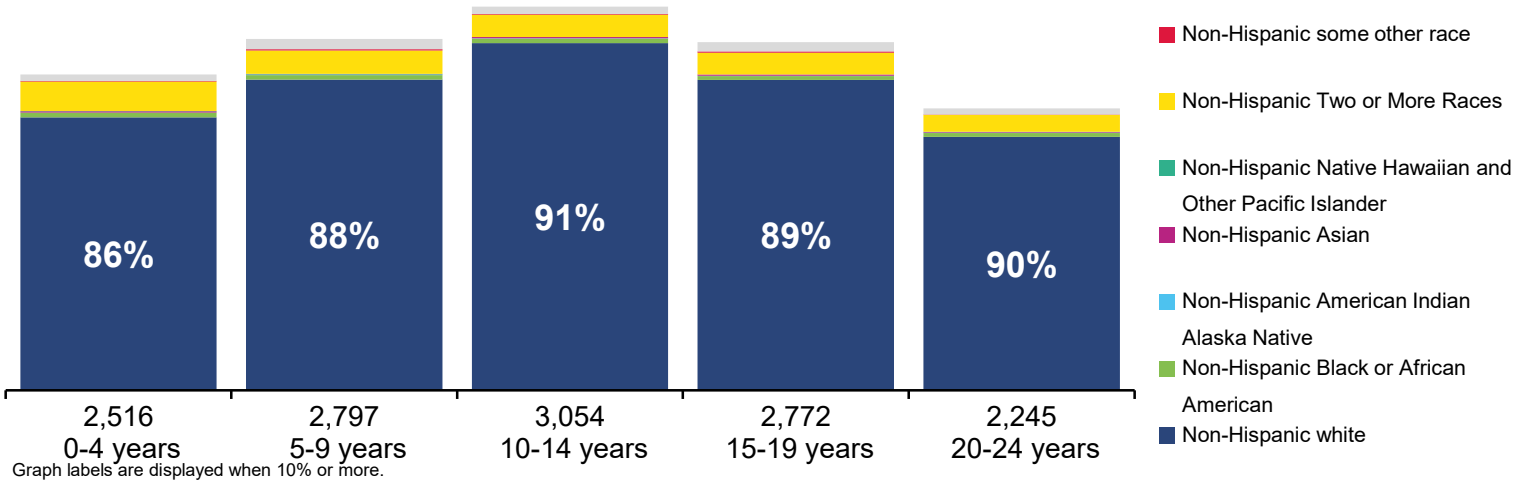


# 2024 STATE OF THE CHILD - VENANGO

## Population Diversity (2020 Census)

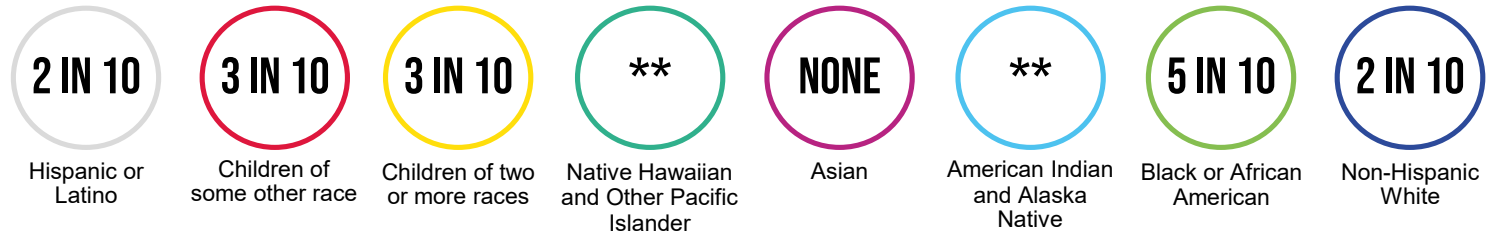


**20%**  
of the county's population is  
**CHILDREN**

**10,134**  
citizens are  
**CHILDREN UNDER 18 YEARS**

**3,250**  
citizens are  
**18-24 YEARS**

## Children Living in Poverty (<100% FPL)



\*\* No child population of this race exists in the county.

**1 IN 5** (1,840)  
**CHILDREN**  
under 18 live in **POVERTY**

**46%**  
**CHILDREN**  
under 18 are **LOW-INCOME** (<200%)

**18%**  
**YOUNG ADULTS**  
18-24 live in **POVERTY**

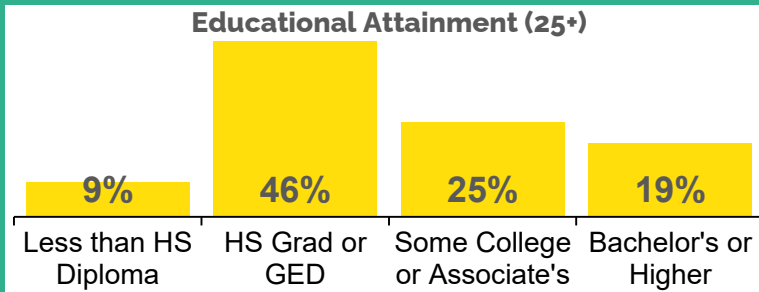
**2 IN 5** (1,220)  
**YOUNG ADULTS**  
18-24 are **LOW-INCOME**

**Households with Children**  
**26%**

**Median Income of Households with Children**  
 MARRIED COUPLE: \$95,700  
 SINGLE FATHER: \$51,800  
 SINGLE MOTHER: \$29,500

**Unemployment Rate**  
**4.2%**

**Children Experiencing Homelessness**  
**233**  
**Children Under 6 with All Caregivers in Labor Force**  
**63%**



**Children in Households Receiving Public Assistance**  
**35%**  
**Households with High Housing Cost Burden**  
**20%**

CHILD WELFARE

**BLACK CHILDREN** have disproportionately higher rates of CPS referrals

**WHITE CHILDREN, BLACK CHILDREN AND HISPANIC CHILDREN** have disproportionately higher substantiation rates

**WHITE CHILDREN AND BLACK CHILDREN** have disproportionately higher rates of valid GPS allegations

**1 IN 2** children and youth in foster care are placed with kin

**2 IN 5** children entering foster care were reunified with their parents or kin within 12 months

EARLY CARE AND EDUCATION

**455** children enrolled in publicly funded, high-quality pre-k; yet **345** eligible children remain unserved

**35** more educators are needed to serve all eligible pre-k children

**74%** of infants and toddlers eligible for the subsidized Child Care Works program remain unserved

**92%** of children under age 5 in Child Care Works are in high-quality care

**87%** of child care capacity for children under 5 is high-quality

HOME VISITING

**13%** of low-income families who could benefit the most receive evidence-based home visiting services

**184** families receive evidence-based home visiting services

Evidence-based home visiting models in this county receiving state funds:

- Child First
- Family Check-Up®
- Healthy Families America
- Nurse-Family Partnership
- Parents as Teachers
- Safecare Augmented®
- ✓ Early Head Start
- Family Connects

**1-10** members served in the Medical Assistance Maternal Home Visiting Program

K-12 EDUCATION

More than **8,550** enrolled students in **7** school district(s) within the county

**22%** of school district students are economically disadvantaged

**55%** of 3rd graders score proficient or advanced in English Language Arts as measured by the Pennsylvania System of School Assessment (PSSA)

**16%** of 8th graders score proficient or advanced in math as measured by the PSSA

**643** students enrolled in career and technical education

PERINATAL AND CHILDREN'S HEALTH

**4%** of children under 19 have no health insurance

**53%** of all children in the county are enrolled in Medicaid or CHIP coverage

**97** children in the county enrolled in health coverage through Pennie™, the state's health insurance marketplace

**169** infants and toddlers receive services through Early Intervention Part C

**65%** of eligible infants, young children and women participate in the Pennsylvania WIC program

Definitions and data sources can be found at [papartnerships.org/report/state-of-the-child-2024](http://papartnerships.org/report/state-of-the-child-2024)